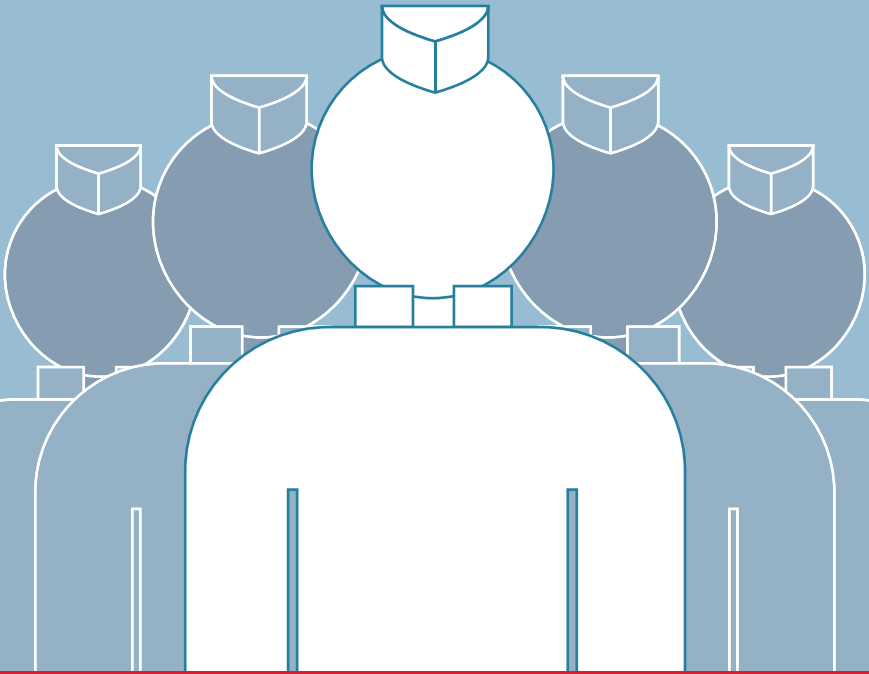


A comprehensive
& objective rating
of the Elected
Representatives'
performance



MUMBAI

REPORT CARD

MLA RATINGS 2017



Founded in 1998, the PRAJA Foundation is a non-partisan voluntary organisation which empowers the citizen to participate in governance by providing knowledge and enlisting people's participation. PRAJA aims to provide ways in which the citizen can get politically active and involved beyond the ballot box, thus promoting transparency and accountability.

Concerned about the lack of awareness and apathy of the local government among citizens, and hence the disinterest in its functioning, PRAJA seeks change. PRAJA strives to create awareness about the elected representatives and their constituencies. It aims to encourage the citizen to raise his/her voice and influence the policy and working of the elected representative. This will eventually lead to efforts being directed by the elected representatives towards the specified causes of public interest.

The PRAJA Foundation also strives to revive the waning spirit of Mumbai City, and increase the interaction between the citizens and the government. To facilitate this, PRAJA has created www.praja.org, a website where the citizen can not only discuss the issues that their constituencies face, but can also get in touch with their elected representatives directly. The website has been equipped with information such as: *the issues faced by the ward, the elected representatives, the responses received and a discussion board, thus allowing an informed interaction between the citizens of the area.*

PRAJA's goals are: empowering the citizens, elected representatives & government with facts and creating instruments of change to improve the quality of life of the citizens of India. PRAJA is committed to creating a transparent, accountable and efficient society through people's participation.

TABLE OF CONTENTS

Chapter	Pg. No.
The Team	2
Why was a Report Card needed and what does it contain?	4
Foreword	5
Acknowledgements	7
Assessing the performance of the MLAs objectively	8
Profiles and Performance of MLAs	9
How to read the Ranking Page	12
Comparison of MLA Performance	46
The Methodology	54
(1) The Matrix – Scale of Ranking	54
(2) Variables for Past Records as per Affidavit	57
(3) Variables for Present Performance in the State Legislature	58
(4) Variables for People’s Perception as per Opinion Poll	61
(5) Variables for Negative Marking	67

THE TEAM

Board of Trustees

Nitai Mehta

Managing Trustee, Praja Foundation; Entrepreneur

Sumangali Gada

Founder Trustee, Praja Foundation; Entrepreneur

Anuj Bhagwati

Trustee, Praja Foundation; Entrepreneur

Iris Madeira

Trustee, Praja Foundation; Education Consultant,
Board of Advisor's Centre for Civil Society

Jamal Mecklai

Trustee, Praja Foundation; Foreign Exchange Consultant

Vivek Asrani

Trustee, Praja Foundation; Entrepreneur

Advisors to Praja

Dr. C. R. Sridhar

Market Research Professional

D. M. Sukhtankar

former Municipal Commissioner, Mumbai and former
Chief Secretary, Government of Maharashtra

Dhruv Mundra

Entrepreneur

Juju Basu

Advertising Professional

K. M. S. (Titoo) Ahluwalia

Former Chairman & CEO A.C. Nielsen ORG- MARG

Mustafa Doctor

Advocate

Rajan Mehra

Entrepreneur

Dr. Suma Chitnis

Social Scientist & former Vice Chancellor, SNTD University

Vinay Sanghi

Entrepreneur

Market Research Agency

Hansa Research

Ashok Das

Managing Director, Hansa Research

Anjan Ghosh

Senior Vice President, Hansa Research

And the rest of the Hansa team including **Tristan Braganza, Nishant Thakkar, Virat Parekh, Tarun Shroff, Joy Chakraborty, Sushil Gaud, Chandra Singh and Navin Jha.**

Praja Team

Milind Mhaske Project Director

Priyanka Sharma Sr. Programme Manager

Balwant Kirar Asst. Programme Manager

Anjali Srivastava Asst. Programme Manager

And rest of the Praja Team including **Anubhooti, Akshay Paonaskar, Dakshata Bhosale, Eknath Pawar, Ganesh Jadhav, Ganesh Phulsundar, Geetanjali Jodha, Himanshi, Himani Pant, Mahesh Bhaskar, Mohammad Sajid, Nilam Mirashi, Neerad Pandharipande, Nurul Hoda, Neha Kori, Puneet Kaur, Pooja Verma, Pragati Watve, Pradeep Shinde, Prachi Tare, Rakesh Gaikwad, Rakesh Pote, Rashmi Kapoor, Riddhi Vartak, Ruchita Bait, Rupesh Kumar, Shivali Bagayatkar, Swapneel Thakur, Vipul Gharat and Vibesh Kakapoil.**

WHY WAS A REPORT CARD NEEDED AND WHAT DOES IT CONTAIN?

The People of India have had Elected Representatives representing them in various bodies from the parliament to the panchayat for the last 60 years.

These representatives have deliberated, debated, questioned, proposed new laws, passed new laws and governed the nation at all levels using the mechanisms given to them by the Constitution of India. The 1950 constitution which we gave to ourselves laid out the way in which we would govern ourselves. In the last three decades we have seen a steady decline in the quality of governance due to various reasons, prime amongst them being commercialisation of politics and criminalisation of politics, this has created a huge governance deficit in our country.

The Electorate has remained a silent witness for most part of this and are feeling let down and frustrated by the Government and the elected representatives.

The time when the citizen has a 'real' say, is during elections which happens once in five years. The elections are the only time when the elected representatives are appraised for their performance in the corresponding term by the electorate.

Looking at the growing problems of Governance and the ever increasing needs of the citizens there is a need of a continuous dialogue and appraisal of the working of the elected representatives.

It is this need of continuous dialogue and appraisal that made Praja develop this Report Card.

Performance Appraisal of Elected Representatives has become the need of the hour.

This appraisal has been done keeping in mind the constitutional role and responsibility of the elected representatives and the opinion of their electorate.

We believe this Report Card which we will be publishing every year will give to the citizens, elected representatives, political parties and the government valuable feedback on the functioning of the elected representatives. We also hope that it will set standards and bench marks of the performance of the elected representatives not only in Mumbai but across the country.

FOREWORD

The following statistic helps estimate the enormity of the task of governing a city like Mumbai. If Mumbai were a country by itself, it would be the 75th most populous country in the world, much ahead of countries such as Israel and New Zealand. Bear in mind that we are not even counting people who travel every day from satellite cities to Mumbai for work.

As an economic powerhouse, Mumbai assumes special importance for the country, as the city alone contributes over 6% to the country's GDP. However, the city is also characterised by huge disparities. As many as 41% of the households in the city live in slums, according to the 2011 census. One-third of the children studying in municipal schools suffer from malnutrition. Reported cases of rape and molestation have increased from 2011-12 to 2015-16 by 289% and 287% respectively. Such figures highlight that members of legislative assembly (MLAs) have to combat problems which are massive and complex.

MLAs are people's representatives, and for this reason, it is incumbent on them to be raise **the right issues** on legislative platforms. While they need to be vocal about people's concerns, merely this is not enough. The issues they raise should ideally be actionable and relevant to their areas of responsibility. However, this year, we have seen that the quality of questions asked by MLAs is just 38%. This is a matter of serious worry, as far as responsiveness to people's problems is concerned. We have calculated the quality of questions keeping in mind their relevance to the fields which are in the domain of the state government. If MLAs are raising fewer issues which directly pertain to their area of responsibility, then it reflects negatively on them as the voices of citizens.

The above data point is merely an illustrative example for the analysis that we conduct on Mumbai's MLAs from Maharashtra's 13th legislative assembly. In a nutshell, we attempt to provide a comprehensive assessment of the performance of the past and present performance of these MLAs. The key findings from our report card are as follows-

- The average score achieved by the MLAs has seen a significant drop from 65.1% in 2016 to 60.5% in 2017.
- The average score of MLAs on questions asked has remained the same between 2016 and 2017 at 7.96.
- The average public perception about corruption of MLAs has deteriorated from 7.23 in 2016 to 6.87 in 2017. However, the average public perception from 2011 to 2014 was lower at 6.81.

Thus, we can see that there has been a drop in the performance of the MLAs on several major parameters. Our elected representatives in the state legislature need to pull up their socks and rise up to people's expectations.

It is pertinent to note that the average public perception about the corruption of MLAs from 2011-14 was a low score of 6.81. This had increased to 7.23 in 2016, a possible fallout of a regime change at the state government. One can infer from this that the people believed that the new government would deliver on its promise to curb graft. However, the fact that this score has again reduced from 7.23 to 6.87 indicates that a sentiment of disillusionment is on the rise.

The French philosopher Rousseau in his work 'The Social Contract' had argued that through such a contract, people submit their individual will to a collective or general will so as to maintain social harmony. In the present context, this means that the people repose their faith in elected representatives, expecting in return that they govern in a smooth and accountable manner. It is up to the elected representatives to live up these expectations. For Mumbai's MLAs, the time to step up to the challenge is NOW.

NITAI MEHTA,
Managing Trustee,
Praja Foundation

ACKNOWLEDGEMENTS

Never doubt that a small group of thoughtful, committed citizens can change the world; indeed, it's the only thing that ever has.

– Margaret Mead

The change comes when people stand up and demand for it, and then strive to get it. Today we are at that juncture of history where time demands that we stand up and demand that change and go and get it.

Individuals involved in developing this report card strongly believe that they cannot just wait and remain mute spectators when time is demanding action from them. All of them have come together to develop this report card with a over-arching belief in the Constitution of India and the opportunity it creates for improved and efficient governance – the mean towards achieving the high ideals of the constitution – Justice, Liberty, Equality and Fraternity.

This book is a compilation of sincere, concerned efforts of the Core Praja Team. We would like to particularly appreciate the guidance of: Dr. C R Sridhar, KMS (Titoo) Ahluwalia and Dr. Suma Chitnis. And also to Praja's Advisors for their active support.

It is important here to acknowledge Hansa Research for conducting the opinion poll. It is also very important to acknowledge the support of Vakils for doing a splendid publishing work.

Praja has obtained much of the data used in compiling this report card through Right to Information Act, 2005; without which sourcing information on the MLAs would have been very difficult. Hence it is very important to acknowledge the RTI Act and everyone involved, especially from the civil society, in bringing such a strong legislation. Also to those government officials who believe in the RTI Act and strive for its effective implementation.

Very importantly, Praja Foundation appreciates the support given by:



European Union

Dr. H. H. Hansa
STIFTUNG **FÜR DIE FREIHEIT**

Ford Foundation



Narotam Sekhsaria Foundation

**Madhu Mehta
Foundation**

The content of the report is the sole responsibility of Praja Foundation.

ASSESSING THE PERFORMANCE OF MLAs OBJECTIVELY

The air in India is thick with criticism of politicians. The question that arises is: how can the performance of our elected representatives be assessed objectively? Surely the right way cannot be by asking them for their opinion of themselves. Nor is it adequate to get a few political pundits (who may have their own angles) to evaluate them.

The only way such an assessment can be done in a manner that is, and is seen to be, unbiased and credible, is through a systematic and transparent study undertaken independently by respected professionals. That is precisely what The Praja Report Card seeks to accomplish.

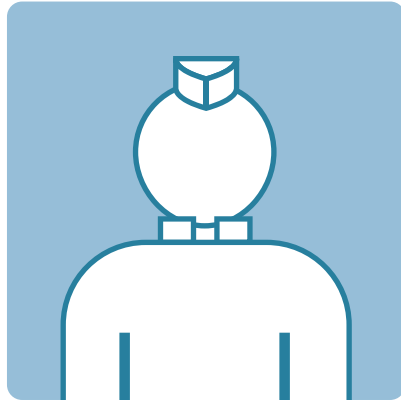
The ratings of the MLA's are based on:

- (a) Data accessed through RTI on attendance of Assembly sessions, number and type of questions raised, use of discretionary funds, etc.
- (b) Personal interviews with 20,317 citizens of Mumbai conducted by a reputed survey research organisation, to investigate the views of citizens on their elected representatives.

We believe the Report Card is an important step forward in promoting accountability and transparency in the political governance of the country.

K.M.S. (TITOO) AHLUWALIA, Formerly Chairman &
CEO of A.C. Nielsen ORG-MARG

PROFILES AND PERFORMANCE OF MLAs



Of the total 36 MLAs from the city, the overall scaling is done for 32; as four MLAs are minister and hence do not ask any questions to the government or raise any issues in the house.

MLA education, profession, birth date, constituency details and their bio-sketch have been taken from the affidavit submitted by the candidate during the election and the 13th Maharashtra Assembly Members Bio-Sketch book.

For understanding details on the ranking and scales of the marking kindly go to the section of methodology.



Prakash Manchhubhai Mehta

Birth Date: 22nd April 1959

Birth Place: Ghatkopar, Suburbs Mumbai

Language: Marathi, Hindi, English and Gujarati

Constituency: 170 (Area: Ghatkopar (E), District - Mumbai Suburbs)

Political Party: Bharatiya Janata Party

Education: SSC

Profession: Business



Ravindra Dattaram Waikar

Birth Date: 18th January 1959

Birth Place: Mumbai

Language: Marathi, Hindi and English

Constituency: 158 (Area: Jogeshwari (E), District - Mumbai Suburbs)

Political Party: Shiv Sena

Education: B.Sc.

Profession: Industry & Trade



He was elected as member of state legislative assembly from 1990-1995, 1995-1999, 1999-2004, 2004-2009 and 2009-2014. He was Minister of State for Slum Development, Housing and Urban Land Ceiling and Employment Planning from May 1995 to August 1996. He was also Minister for Consumer Welfare, Special Assistance & Tourism and Guardian Minister for Mumbai suburban district from August 1996 to June 1997. He was also Minister for State for Excise and Special Assistance Department from June 1997 to July 1999. He was active participant in Anti-corruption and Anti-emergency agitation in 1975-1977. He was re-elected to Legislative Assembly in October, 2014. He was Minister for Industries, Minerals and Parliamentary Affairs from 2nd November to 5th December, 2014. Currently he is the minister of Housing, Minerals and Labour Department and Guardian Minister for Raigarh district.

He has been Municipal Councillor as well as Chairman of Standing committee for four terms, Chairman of the Education committee of MCGM. He got elected to Maharashtra Assembly in October 2009. He received award of Best Corporator from Lions Club and Best Social worker award from Acharya Atre Pratishthan, Pune. He was re-elected to State Legislative Assembly in 2014. He is the Minister of State for Housing since 5th December 2014.



Vidya Jaiprakash Thakur

Birth Date: 15th June 1961

Birth Place: Benipur, Varanasi (Uttar Pradesh)

Language: Marathi, Hindi and English

Constituency: 163

(Area: Goregaon, District - Mumbai Suburbs)

Political Party:

Bharatiya Janata Party

Education: Eighth

Profession: Business



Vinod Shreedhar Tawde

Birth Date: 20th July 1963

Birth Place: Mumbai

Language: Marathi, Hindi, English and Malvani

Constituency: 152

(Area: Borivali, District - Mumbai Suburbs)

Political Party:

Bharatiya Janata Party

Education: B.E. (Electronics)

Profession: Business



She has been working in the BJP since 1992. She was General Secretary of the BJP's women wing in Mumbai in 2013-14. She was elected as municipal councillor to MCGM on four occasions during 1992-2012. She was Deputy Mayor of Mumbai in 2007. She headed Public Health Committee of the MCGM for two times. She was member of Standing Committee, Market and Gardens Committee and Improvements Committee of MCGM. She was elected to Legislative Assembly in 2014. She was entrusted with the responsibility of Minister of state for the departments of Women and Child Welfare, Food and Civil Supplies and Consumer Protection and Food and Drug Administration in December 2014.

He was part of the student movement through Akhil Bhartiya Vidyarthi Parishad along with holding post of National General Secretary of the organisation. Played key role in getting MUTP scheme worth Rs. 5500 crores for Mumbai. He was the General Secretary of the BJP, Maharashtra from 1996 to 2000. He has handled many important responsibilities within the BJP. He was the member of the Maharashtra Legislative Council for two consecutive terms from 2002 to 2014. From 2011 to 2014, he was leader of opposition in the Legislative Council. Currently he is the minister for School Education, Higher Technical Education, Sports and Youth Welfare, Medical Education, Marathi Language and Tourism Departments. On the invitation of American government in 1996, he toured USA, England and six nations in Europe for two months to study the Democratic social system and political social structure in foreign nations.

HOW TO READ THE RANKING PAGE:

Overall Rank for the current year (2017) is given after summation of all the weightages. The top three ranks are awarded a trophy - The Torch. The first gets gold, the second silver and the third bronze.

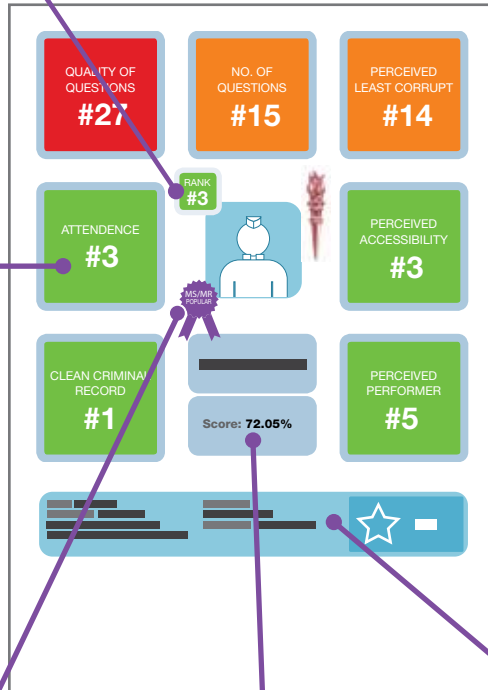


Areas for ranking:

1. Attendance
2. Questions Asked
3. Quality of Questions
4. Criminal Record (including the negative marking for criminal records)
5. Perceived Performance (Perception of Public Services)
6. Perceived as accessible
7. Perceived Least Corrupt

Colour Coding:

- 1-10 ■
- 11-22 ■
- 23-32 ■



Personal details

Badges for high ranks in individual areas



PERCEIVED PERFORMER
+
PERCEIVED AS ACCESSIBLE



QUALITY OF QUESTIONS
+
NO. OF QUESTIONS



CLEAN CRIMINAL RECORD
+
PERCEIVED LEAST CORRUPT

Total Scores

MUMBAI'S 32 MLAs AND THEIR RANKINGS

#1

#15

#32

QUALITY OF
QUESTIONS

↑12

2016 — #14

NO. OF
QUESTIONS

#12

2016 — #12

PERCEIVED
LEAST CORRUPT

↓22

2016 — #8

ATTENDANCE

#1

2016 — #1

RANK
#17



2016
RANK
#17

PERCEIVED
ACCESSIBILITY

↓18

2016 — #10

CLEAN CRIMINAL
RECORD

↓25

2016 — #24

Abu Asim Azmi

Score

2017	2016
58.46%	63.04%

PERCEIVED
PERFORMER

↓28

2016 — #15

Birth Date: 8th August 1955
Birth Place: Manjirpatti in Uttar Pradesh
Language: Urdu, Hindi and English

Education: Bachelor of Arts
Profession: Industry & Trade
Constituency: 171
(Area: Mankhurd Shivaji Nagar,
District - Mumbai Suburbs)



SP

He was the President of Samajwadi Party, Mumbai from 1995 to 2000 and has been the General Secretary, Maharashtra since. He was elected as Member of Rajya Sabha where he was the member of Rajya Sabha Committee for Urban & Rural Development, Committee for Commerce, Committee on Rules, Consultative Committee under Ministry of Foreign Affairs, Member Defence Committee. He was elected to Maharashtra Legislature from two constituency assemblies: Mankhurd-Shivaji Nagar (Mumbai) and Bhiwandi East (Dist-Thane). He has subsequently resigned from Bhiwandi East, (Dist-Thane) constituency in 2009. He had handled various posts in Samajwadi Party. He was re-elected to Legislative Assembly in 2014.

QUALITY OF
QUESTIONS

↓9

2016 — #6

NO. OF
QUESTIONS

↓9

2016 — #7

PERCEIVED
LEAST CORRUPT

↑7

2016 — #16

ATTENDANCE

↓31

2016 — #1

RANK
#16



2016
RANK
#10

PERCEIVED
ACCESSIBILITY

↑8

2016 — #13

CLEAN CRIMINAL
RECORD

↓25

2016 — #24

**Ajay Vinayak
Choudhari**

Score

2017	2016
59.15%	68.80%

PERCEIVED
PERFORMER

↓7

2016 — #1

Birth Date: 5th July 1953
Birth Place: Mumbai
Language: Marathi, Hindi and
English

Education: Eleventh
Profession: Business
Constituency: 183
(Area: Shivadi,
District - Mumbai City)



SS

He has been involved in various social work activities. He was deputy head of Shiv Sena local office, Parel. He headed Shivsena's South Mumbai region since 2000, till 2014. He was elected to Maharashtra Legislative Assembly in 2014.

QUALITY OF
QUESTIONS

↑18

2016 — #26

NO. OF
QUESTIONS

↑18

2016 — #27

PERCEIVED
LEAST CORRUPT

↓31

2016 — #30

ATTENDANCE

#1

2016 — #1

RANK
#13



2016
RANK
#21

PERCEIVED
ACCESSIBILITY

↓28

2016 — #8

CLEAN CRIMINAL
RECORD

#1

2016 — #1

**Ameet Bhaskar
Satam**

Score

2017	2016
62.52%	59.27%

PERCEIVED
PERFORMER

↑8

2016 — #25

Birth Date: 15th August 1976
Birth Place: Mumbai
Language: Marathi, Hindi and
English

Education: Masters of
Management Studies (Personnel)
Profession: Management
Consultant
Constituency: 165
(Area: Andheri (W),
District - Mumbai Suburbs)



BJP

He has been involved in various social, cultural activities. He was Personal Assistant (PA) to Late Gopinath Munde from 2004-2006. He went on to handle various responsibilities within BJP. In 2012 he was elected as Municipal Councillor on MCGM and then to Legislative Assembly in October, 2014.

QUALITY OF
QUESTIONS

#1

2016 — #1

NO. OF
QUESTIONS

#1

2016 — #1

PERCEIVED
LEAST CORRUPT

#3

2016 — #3

ATTENDANCE

#1

2016 — #1

RANK

#1

MR
CLEAN

MR
COMMITTED

2016
RANK
#1



PERCEIVED
ACCESSIBILITY

↓27

2016 — #15

CLEAN CRIMINAL
RECORD

#1

2016 — #1

Amin Amir
Ali Patel

Score

2017	2016
78.25%	84.33%

PERCEIVED
PERFORMER

↓22

2016 — #3

Birth Date: 13th January 1963
Birth Place: Mumbai
Language: Marathi, Hindi and
English

Education: SSC
Profession: Business
Constituency: 186
(Area: Mumbadevi,
District - Mumbai City)



INC

He has been an active worker of congress party and has held important positions such as General Secretary Youth Congress South Central Mumbai in 1988 and Vice President of Minority Cell in 1994. He was the member of Z.R.U.C.C., Western Railway in 1996. He was Member of All India Congress Committee in the year 2007. He was nominated as Municipal Councillor in 2002 and got elected to the Mumbai Municipal Corporation in 2007. He was member of Improvement Committee from 2005 to 2009 and whip of Congress party in 2007. He got elected to the Maharashtra Legislative Assembly in October, 2009. He was re-elected to the Legislative Assembly in 2014.

QUALITY OF
QUESTIONS

↑8

2016 — #16

NO. OF
QUESTIONS

↑8

2016 — #16

PERCEIVED
LEAST CORRUPT

↓26

2016 — #7

ATTENDANCE

#1

2016 — #1

RANK
#10



2016
RANK
#12

PERCEIVED
ACCESSIBILITY

↓31

2016 — #25

CLEAN CRIMINAL
RECORD

#18

2016 — #18

Ashish Babaji
Shelar

Score

2017	2016
68.56%	67.40%

PERCEIVED
PERFORMER

↓20

2016 — #18

Birth Date: 27th August 1972
Birth Place: Mumbai
Language: Marathi, Hindi and
English

Education: L.L.B
Profession: Social Worker
Constituency: 177
(Area: Bandra (W),
District - Mumbai Suburbs)



BJP

He has been fulltime worker of Akhil Bhartiya Vidyarth Parishad from 1988-1995. He was elected as a secretary of Mumbai University student council. He has handled various responsibilities within BJP. He was elected as municipal councillor from 2002 to 2012. He was group leader of the BJP in MCGM during this period. He has also worked as member of the Standing Committee, BEST Committee and Chairman of the Improvements Committee of the MCGM. He is member of the MMRDA. He was elected to Maharashtra Legislative Council in 2012-2014 and then elected to the state Legislative Assembly in October, 2014.

QUALITY OF
QUESTIONS

↓25

2016 — #11

NO. OF
QUESTIONS

↓25

2016 — #13

PERCEIVED
LEAST CORRUPT

↑8

2016 — #18

ATTENDANCE

↓22

2016 — #1

RANK
#29



2016
RANK
#18

PERCEIVED
ACCESSIBILITY

↑5

2016 — #14

CLEAN CRIMINAL
RECORD

↓25

2016 — #24

**Ashok Dharmaraj
Patil**

Score

2017	2016
46.50%	60.85%

PERCEIVED
PERFORMER

↑24

2016 — #26

Birth Date: 28th December 1958

Birth Place: Uttambar, Ratnagiri
District

Language: Marathi, Hindi and
English

Education: B.A. L.L.B

Profession: Business

Constituency: 157
(Area: Bhandup (W),
District - Mumbai Suburbs)



SS

He handled various interparty responsibilities in Shiv sena. He was elected as Municipal Councillor on MCGM from 2002 to 2007 and 2011 to 2017, where he was member of the Standing Committee (2002-2005), Chairman of the 'S' ward committee (2004-2005), member of the Law and Justice Committee (2002-2007) and Works Committee (2013-2014). He also headed BEST Committee for the year 2012-13 and received award for 'Best Administrator' (BEST) in 2012-2013 by the Central Government. He was elected to state Legislative Assembly in October, 2014.

QUALITY OF
QUESTIONS

↑2

2016 — #11

NO. OF
QUESTIONS

#2

2016 — #2

PERCEIVED
LEAST CORRUPT

↓29

2016 — #25

ATTENDANCE

↓22

2016 — #1

RANK

#3



2016
RANK
#5

PERCEIVED
ACCESSIBILITY

↑23

2016 — #27

CLEAN CRIMINAL
RECORD

#1

2016 — #1

**Aslam Ramazan Ali
Shaikh**

Score

2017	2016
74.12%	75.76%

PERCEIVED
PERFORMER

↑6

2016 — #22

Birth Date: 5th November 1968

Birth Place: Mumbai

Language: Marathi, Hindi,
English, Gujarati and Urdu

Education: Eighth

Profession: Social Worker

Constituency: 162
(Area: Malad (W),
District - Mumbai Suburbs)



INC

He has been Municipal Councillor from 2002 to 2012. He was Chairman of P/North ward committee of MCGM between 2007-2008. He got elected to Maharashtra Legislative Assembly in October 2009. He was re-elected to Legislative Assembly in 2014.

QUALITY OF
QUESTIONS

↑10

2016 — #19

NO. OF
QUESTIONS

↑10

2016 — #19

PERCEIVED
LEAST CORRUPT

#2

2016 — #2

ATTENDANCE

#1

2016 — #1

RANK

#6



2016
RANK
#11

PERCEIVED
ACCESSIBILITY

↑3

2016 — #23

CLEAN CRIMINAL
RECORD

#1

2016 — #1

Atul Bhatkhalkar

Score

2017	2016
72.79%	67.98%

PERCEIVED
PERFORMER

↓13

2016 — #4

Birth Date: 8th March 1965
Birth Place: Pune
Language: Marathi, Hindi and
English

Education: B. Com.
Profession: Business
Constituency: 160
(Area: Kandivali (E),
District - Mumbai Suburbs)



BJP

He was a General Secretary of the BJP, Maharashtra state from 1999 to 2014. He worked as Spokesperson of BJP for four years. He was elected to the Legislative Assembly in October, 2014.

QUALITY OF
QUESTIONS

↓30

2016 — #29

NO. OF
QUESTIONS

↓30

2016 — #29

PERCEIVED
LEAST CORRUPT

↓11

2016 — #1

ATTENDANCE

#1

2016 — #1

RANK
#23



2016
RANK
#19

PERCEIVED
ACCESSIBILITY

↑22

2016 — #26

CLEAN CRIMINAL
RECORD

#1

2016 — #1

**Bharati Hemant
Lavekar**

Score

2017	2016
53.91%	60.14%

PERCEIVED
PERFORMER

↑1

2016 — #2

Birth Date: 6th June 1966
Birth Place: Washim
Language: Marathi, Hindi and
English

Education: Ph.D.
Profession: Business
Constituency: 164
(Area: Versova,
District - Mumbai Suburbs)



BJP

She received 'Ahilyabai Holkar' award from Maharashtra Government in 2000-2001. She also received 'Maharashtra Ratna' award in 2005 for her distinguish social work. She was among the two persons selected from India by the American Government to study the Legislative Elections in America in 2006. She has been involved in various social work activities. She was elected to State Legislative Assembly in October, 2014.

QUALITY OF
QUESTIONS

↑6

2016 — #10

NO. OF
QUESTIONS

↑6

2016 — #11

PERCEIVED
LEAST CORRUPT

↓23

2016 — #14

ATTENDANCE

↑1

2016 — #28

RANK
#2



2016
RANK
#7

PERCEIVED
ACCESSIBILITY

↓10

2016 — #7

CLEAN CRIMINAL
RECORD

#1

2016 — #1

**Kalidas Nilkanth
Kolambkar**

Score

2017	2016
74.93%	72.54%

PERCEIVED
PERFORMER

↓9

2016 — #5

Birth Date: 13th November 1953

Birth Place: Malvan,
Sindhudurg District

Language: Marathi, Hindi and
English

Education: SSC

Profession: Social Worker

Constituency: 180
(Area: Wadala,
District - Mumbai City)



INC

He was appointed as Shiv Sena Ward President from 1977. He worked as Nanded Shiv Sena Chief Coordinator in 1999. He was elected as the municipal councillor in MCGM from 1985-1990. He was Member of Maharashtra Legislative Assembly for 1990-95, 1995-99, 1999-2004, 2004-2009 and 2009-2014 terms. He was In-charge of catering committee in 1995. He was Minister of State for Food and Civil Supplies from February, 1999 to May, 1999. He also headed Ministry of State Urban Development from May, 1999 to October, 1999. He was re-elected to state legislative assembly in 2014.

QUALITY OF
QUESTIONS

↓22

2016 — #18

NO. OF
QUESTIONS

↓22

2016 — #18

PERCEIVED
LEAST CORRUPT

↑24

2016 — #29

ATTENDANCE

↓22

2016 — #1

RANK
#18



2016
RANK
#13

PERCEIVED
ACCESSIBILITY

↓24

2016 — #18

CLEAN CRIMINAL
RECORD

#1

2016 — #1

**Mangal Prabhat
Lodha**

Score

2017	2016
58.20%	67.13%

PERCEIVED
PERFORMER

#10

2016 — #10

Birth Date: 18th December 1955

Birth Place: Jodhpur
(Rajasthan)

Language: Marathi, Hindi,
English and Gujarati

Education: L.L.B

Profession: Industry & Trade

Constituency: 185
(Area: Malabar Hill,
District - Mumbai City)



BJP

He tabled Right to Information Bill for the first time in the country in 1997 and forced discussion in the assembly. He was the Member of assembly in 1995-99, 1999-2004, 2004-2009 and 2009-2014. He was re-elected to Legislative Assembly again in October, 2014.

QUALITY OF
QUESTIONS

↓26

2016 — #24

NO. OF
QUESTIONS

↓26

2016 — #24

PERCEIVED
LEAST CORRUPT

↑5

2016 — #15

ATTENDANCE

#1

2016 — #1

RANK
#22



2016
RANK
#30

PERCEIVED
ACCESSIBILITY

↑7

2016 — #17

CLEAN CRIMINAL
RECORD

↑18

2016 — #20

**Mangesh Anant
Kudalkar**

Score

2017	2016
55.83%	53.96%

PERCEIVED
PERFORMER

↑26

2016 — #28

Birth Date: 18th June 1971

Birth Place: Prabhadevi,
Mumbai

Language: Marathi, Hindi and
English

Education: SSC

Profession: Self Employed

Constituency: 174
(Area: (SC) Kurla,
District - Mumbai Suburbs)



SS

He has handled various responsibilities in Shiv Sena. He was the head of Shiv Sena local office, Kurla from 2000 to 2006. He was awarded 'Samajbhushan' and 'Rohidas Ratna' award for his social work. He was elected to legislative assembly in October, 2014.

QUALITY OF
QUESTIONS

↑16

2016 — #20

NO. OF
QUESTIONS

↑16

2016 — #20

PERCEIVED
LEAST CORRUPT

↑4

2016 — #24

ATTENDANCE

#1

2016 — #1

RANK
#11



2016
RANK
#16

PERCEIVED
ACCESSIBILITY

↑2

2016 — #9

CLEAN CRIMINAL
RECORD

#1

2016 — #1

**Manisha Ashok
Chaudhary**

Score

2017	2016
68.32%	65.71%

PERCEIVED
PERFORMER

↑2

2016 — #21

Birth Date: 18th June 1961
Birth Place: Gholvad, Palghar
District
Language: Marathi, Hindi,
English and Gujarati

Education: B.Sc.
Profession: Business
Constituency: 153
(Area: Dahisar,
District - Mumbai Suburbs)



BJP

She was director of the Thane Rural Bank from 2002 to 2006. She held various positions in Bhartiya Janta Party. She was Chairman of the Dahanu Municipal Council from 1997-2001 after being municipal councillor from 1997-2007. She was elected as municipal councillor to MCGM in 2009. She was elected to the Legislative Assembly in 2014. Since May 2015, she is the head of the women rights and welfare committee in the Maharashtra Legislature.

QUALITY OF
QUESTIONS

↑3

2016 — #7

NO. OF
QUESTIONS

↑3

2016 — #8

PERCEIVED
LEAST CORRUPT

↓10

2016 — #5

ATTENDANCE

↑22

2016 — #31

RANK

#4



2016
RANK
#8

PERCEIVED
ACCESSIBILITY

↓19

2016 — #12

CLEAN CRIMINAL
RECORD

#1

2016 — #1

**Md. Arif (Naseem)
Lalan Khan**

Score

2017	2016
73.87%	72.13%

PERCEIVED
PERFORMER

↓21

2016 — #9

Birth Date: 21st October 1963

Birth Place: Akbarpur,
Uttar Pradesh

Language: Marathi, Hindi,
English and Urdu

Education: Non Matric

Profession: Business

Constituency: 168
(Area: Chandivali,
District - Mumbai Suburbs)



INC

He was appointed as Vice-president of North east district youth Congress committee between 1988-93 then Joint Secretary between 1993-98. He has held position of General Secretary, Mumbai Pradesh Yuvak Congress committee between 1995-98. He was acting secretary, Mumbai Pradesh Congress Yuvak Committee (minority cell). He was member of Maharashtra legislative assembly from 1999 to 2004, 2004 to 2009 and 2009 to 2014. He was Minister of State for Food and Civil Supplies, Consumer Protection Department from November, 1999 to October, 2004, From December, 2008 to October 2009 onwards he was Minister of State for Home, Food and Drug Administration. He is State Minister for Textiles, Minorities Development, Wakf Board and welfare of former soldiers. He was re-elected to state legislative assembly in October, 2014.

QUALITY OF
QUESTIONS

↑15

2016 — #22

NO. OF
QUESTIONS

↑15

2016 — #22

PERCEIVED
LEAST CORRUPT

↓13

2016 — #11

ATTENDANCE

#1

2016 — #1

RANK
#20



2016
RANK
#28

PERCEIVED
ACCESSIBILITY

↑9

2016 — #16

CLEAN CRIMINAL
RECORD

↓25

2016 — #24

**Parag Madhusudan
Alavani**

Score

2017	2016
57.54%	54.51%

PERCEIVED
PERFORMER

↑17

2016 — #20

Birth Date: 11th February 1967
Birth Place: Vileparle, Mumbai
Language: Marathi, Hindi,
English, Gujarati and Sanskrit

Education: L.L.B
Profession: Business
Constituency: 167
(Area: Vile Parle,
District - Mumbai Suburbs)



BJP

He handled various responsibilities in Bhartiya Janata Party. He was the BJP president of the North Mumbai district from 1998 to 2002. He was municipal councillor in MCGM during 1997-2007. He was Chairman of the K/East ward committee in 2001-2002. He headed Improvement Committee of the MCGM, 2002-2003. He was group leader of the BJP in MCGM from 2003-2007. He was elected to Legislative Assembly in 2014.

QUALITY OF
QUESTIONS

↑20

2016 — #23

NO. OF
QUESTIONS

↑20

2016 — #23

PERCEIVED
LEAST CORRUPT

↑9

2016 — #12

ATTENDANCE

↓22

2016 — #1

RANK
#24



2016
RANK
#27

PERCEIVED
ACCESSIBILITY

↑25

2016 — #29

CLEAN CRIMINAL
RECORD

↓22

2016 — #20

**Prakash Rajaram
Surve**

Score

2017	2016
52.63%	56.25%

PERCEIVED
PERFORMER

↓14

2016 — #6

Birth Date: 1st June 1962

Birth Place: Rudrauli,
Raigad District

Language: Marathi, Hindi and
English

Education: B.Com.

Profession: Business

Constituency: 154
(Area: Magathane,
District - Mumbai Suburbs)



SS

He was the Chairman of Sanjay Gandhi Niradhar Yojna Committee. He has been involved in various social activities. He received 'Samaj Bhushan' award from Navshakti for distinguished social work. He was elected to the Legislative Assembly in October, 2014.

QUALITY OF
QUESTIONS

↓24

2016 — #21

NO. OF
QUESTIONS

↓24

2016 — #21

PERCEIVED
LEAST CORRUPT

↓21

2016 — #8

ATTENDANCE

#1

2016 — #1

RANK
#21



2016
RANK
#15

PERCEIVED
ACCESSIBILITY

↓21

2016 — #10

CLEAN CRIMINAL
RECORD

#1

2016 — #1

**Prakash Vaikunt
Phaterpekar**

Score

2017	2016
56.94%	65.88%

PERCEIVED
PERFORMER

↓32

2016 — #15

Birth Date: 24th October 1958
Birth Place: Chembur, Mumbai
Language: Marathi, Hindi,
English and Kokani

Education: SSC
Profession: Business
Constituency: 173
(Area: Chembur,
District - Mumbai Suburbs)



SS

He has been involved in various social activities in Mumbai. He was Municipal Councillor in MCGM from 2007-2012. He was member of the various committees of MCGM like Improvements Committee (2009-2010), Works Committee (2009-2012), Public Health Committee. He was elected to Maharashtra Legislative Assembly in October, 2014.

QUALITY OF
QUESTIONS

↑21

2016 — #25

NO. OF
QUESTIONS

↑20

2016 — #24

PERCEIVED
LEAST CORRUPT

↑12

2016 — #26

ATTENDANCE

↓22

2016 — #1

RANK
#14



2016
RANK
#22

PERCEIVED
ACCESSIBILITY

↑1

2016 — #28

CLEAN CRIMINAL
RECORD

#1

2016 — #1

Raj Purohit

Score

2017	2016
60.79%	58.60%

PERCEIVED
PERFORMER

↑15

2016 — #19

Birth Date: 31st August 1954

Birth Place: Fungani, Sirohi
(Rajasthan)

Language: Marathi, Hindi,
English and Gujarati

Education: L.L.B

Profession: Advocate

Constituency: 187
(Area: Colaba,
District - Mumbai City)



BJP

He has handled various responsibilities within organisation in BJP and ABVP. He was municipal councillor on MCGM during 1985-1992. He was member of the state legislature from 1990 to 2009. He has been chief whip of the BJP in State Legislature. He was the Head of the Assurance Committee in 1995. He was minister of state for Housing, Slum Improvement, Housing Repair and Redevelopment, Urban Land Ceiling Act, Employment and Self-employment and Parliamentary affairs from 1996 to 1999. He carried out important work of rent control act. He was again elected to state legislative assembly in October, 2014.

QUALITY OF
QUESTIONS

↓32

2016 — #31

NO. OF
QUESTIONS

↓32

2016 — #31

PERCEIVED
LEAST CORRUPT

↓19

2016 — #17

ATTENDANCE

#1

2016 — #1

RANK
#32



2016
RANK
#31

PERCEIVED
ACCESSIBILITY

↓16

2016 — #2

CLEAN CRIMINAL
RECORD

↓22

2016 — #20

**Ramchandra Shivaji
Kadam**

Score

2017	2016
41.96%	49.55%

PERCEIVED
PERFORMER

↑23

2016 — #29

Birth Date: 24th January 1972

Birth Place: Hadoli,
Latur District

Language: Marathi, Hindi,
English, Gujarati

Education: SSC

Profession: Construction
Enterprising

Constituency: 169
(Area: Ghatkopar (W),
District - Mumbai Suburbs)



BJP

He has been involved in various social work activities. He started a rationing scheme for more than 2500 aged and homeless couples in Ghatkopar. He is working as spokesperson for Maharashtra BJP since 2015. He was elected to Maharashtra Assembly in 2009 and again got re-elected in 2014.

QUALITY OF
QUESTIONS

↓28

2016 — #27

NO. OF
QUESTIONS

↓29

2016 — #28

PERCEIVED
LEAST CORRUPT

↑27

2016 — #31

ATTENDANCE

#1

2016 — #1

RANK
#28



2016
RANK
#29

PERCEIVED
ACCESSIBILITY

↓29

2016 — #3

CLEAN CRIMINAL
RECORD

↓20

2016 — #19

Ramesh Kondiram
Latke

Score

2017	2016
48.11%	54.39%

PERCEIVED
PERFORMER

↑12

2016 — #17

Birth Date: 21st April 1970

Birth Place: Andheri,
Suburbs Mumbai

Language: Marathi, Hindi,
English and Gujarati

Education: SSC

Profession: Business

Constituency: 166
(Area: Andheri (E),
District - Mumbai Suburbs)



SS

He has led various social organisations and held various posts and responsibilities within Shivsena. He was Municipal Councillor on MCGM from 1997-2012. He was elected to State Legislative Assembly in October, 2014 and currently he is the member of Legislative Library Committee.

QUALITY OF
QUESTIONS

↓19

2016 — #8

NO. OF
QUESTIONS

↓19

2016 — #9

PERCEIVED
LEAST CORRUPT

↓16

2016 — #4

ATTENDANCE

↓22

2016 — #1

RANK
#26



2016
RANK
#14

PERCEIVED
ACCESSIBILITY

↑17

2016 — #19

CLEAN CRIMINAL
RECORD

↓25

2016 — #24

**Sadanand Shankar
Sarvankar**

Score

2017	2016
51.41%	66.38%

PERCEIVED
PERFORMER

↓16

2016 — #12

Birth Date: 1st June 1954
Birth Place: Mumbai
Language: Marathi, Hindi and
English

Education: SSC
Profession: Social Service
Constituency: 181
(Area: Mahim,
District - Mumbai City)



SS

He has been involved in various social activities. He has also handled various responsibilities within Shiv Sena. He was the municipal councillor on three occasions in MCGM and headed the Standing Committee on two occasions. He was again elected to state legislature in October, 2014.

QUALITY OF
QUESTIONS

↓17

2016 — #15

NO. OF
QUESTIONS

↓17

2016 — #15

PERCEIVED
LEAST CORRUPT

↑20

2016 — #21

ATTENDANCE

↓31

2016 — #28

RANK
#25



2016
RANK
#23

PERCEIVED
ACCESSIBILITY

↑11

2016 — #20

CLEAN CRIMINAL
RECORD

↓25

2016 — #24

**Sanjay Govind
Potnis**

Score

2017	2016
51.65%	58.37%

PERCEIVED
PERFORMER

↑4

2016 — #13

Birth Date: 19th July 1956
Birth Place: Bardesh-Goa
Language: Marathi, Hindi,
English and Kokani

Education: SSC
Profession: Business
Constituency: 175
(Area: Kalina,
District - Mumbai Suburbs)



SS

He is well known as art director, theatre producer. He has been involved in various social activities in Mumbai. He was Municipal Councillor in MCGM on two occasions during 1997-2002 and 2007-2012, during which he was member of the various committees like Works Committee (1997-2000), Law Committee in 2002. He also headed BEST Committee in (2007-2008 & 2009-2010). He was elected to Legislative Assembly in October, 2014.

QUALITY OF
QUESTIONS

↑4

2016 — #5

NO. OF
QUESTIONS

↑4

2016 — #6

PERCEIVED
LEAST CORRUPT

↑14

2016 — #19

ATTENDANCE

#1

2016 — #1

RANK
#12



2016
RANK
#9

PERCEIVED
ACCESSIBILITY

↓14

2016 — #1

CLEAN CRIMINAL
RECORD

↓25

2016 — #24

Sardar Tara Singh

Score

2017	2016
65.84%	68.81%

PERCEIVED
PERFORMER

↓19

2016 — #7

Birth Date: 10th August 1937
Birth Place: Haripur Hazara,
Hazara District (Punjab)
Language: Marathi, Hindi,
English, Gujarati and Punjabi

Education: Up to SSC
Profession: Business
Constituency: 155
(Area: Mulund,
District - Mumbai Suburbs)



BJP

He has been a Municipal Councillor for three terms between 1984-1999. He was Chairman of Standing committee and Public health committee. He was group leader of BJP in the corporation. He was awarded 'Best Corporator Award' by the Governor. He was elected as Member of Maharashtra Assembly in 1999-2004 and 2004-2009 and 2009-2014. He was elected to state legislature again in October, 2014.

QUALITY OF
QUESTIONS

#30

2016 — **#30**

NO. OF
QUESTIONS

#30

2016 — **#30**

PERCEIVED
LEAST CORRUPT

↓25

2016 — **#23**

ATTENDANCE

#1

2016 — **#1**

RANK
#30



2016
RANK
#26

PERCEIVED
ACCESSIBILITY

↓13

2016 — **#4**

CLEAN CRIMINAL
RECORD

↓20

2016 — **#1**

Selvan R. Tamil

Score

2017	2016
46.18%	57.21%

PERCEIVED
PERFORMER

↓31

2016 — **#30**

Birth Date: 1st December 1958

Birth Place: Thanjavur,
Thanjavur District (Tamilnadu)

Language: Marathi, Hindi,
English and Tamil

Education: Eleventh

Profession: Business

Constituency: 179
(Area: Sion-Koliwada,
District - Mumbai City)



BJP

He was elected to MCGM as Municipal Councillor in 2012 and then to the Legislative Assembly in October, 2014.

QUALITY OF
QUESTIONS

↓14

2016 — #9

NO. OF
QUESTIONS

↓14

2016 — #10

PERCEIVED
LEAST CORRUPT

↑1

2016 — #10

ATTENDANCE

#1

2016 — #1

RANK
#9



2016
RANK
#6

PERCEIVED
ACCESSIBILITY

#6

2016 — #6

CLEAN CRIMINAL
RECORD

#1

2016 — #1

Sunil Govind
Shinde

Score

2017	2016
69.26%	75.63%

PERCEIVED
PERFORMER

↓18

2016 — #11

Birth Date: 22nd February 1963
Birth Place: Worli, Mumbai
Language: Marathi, Hindi and
English

Education: SSC
Profession: Business
Constituency: 182
(Area: Worli,
District - Mumbai City)



SS

He has been involved in various social and welfare activities. He was Chairman of the Sanjay Gandhi Niradhar Swawlamban Yojana from 1995-2000. He has handled various responsibilities within Shivsena. He was Municipal Councillor from 2007-2012. He was Chairman of the G/South ward Committee from 2007-2009, Chairman of BEST Committee in 2012 in MCGM. He was elected to Legislative Assembly in 2014.

QUALITY OF
QUESTIONS

#13

2016 — #13

NO. OF
QUESTIONS

#13

2016 — #13

PERCEIVED
LEAST CORRUPT

↑6

2016 — #20

ATTENDANCE

#1

2016 — #1

RANK
#15



2016
RANK
#24

PERCEIVED
ACCESSIBILITY

↑15

2016 — #31

CLEAN CRIMINAL
RECORD

↓25

2016 — #24

Sunil Rajaram
Raut

Score

2017	2016
59.81%	57.77%

PERCEIVED
PERFORMER

↑3

2016 — #31

Birth Date: 20th July 1965

Birth Place: Ghatkopar,
Suburbs Mumbai

Language: Marathi, Hindi and
English

Education: HSC

Profession: Business

Constituency: 156
(Area: Vikhroli,
District - Mumbai Suburbs)



SS

He has been involved in various social and cultural activities. He was elected to State Legislative Assembly in October, 2014.

QUALITY OF
QUESTIONS

↓5

2016 — #2

NO. OF
QUESTIONS

↓5

2016 — #3

PERCEIVED
LEAST CORRUPT

↓30

2016 — #6

ATTENDANCE

#1

2016 — #1

RANK
#5



2016
RANK
#2

PERCEIVED
ACCESSIBILITY

↓30

2016 — #22

CLEAN CRIMINAL
RECORD

#1

2016 — #1

**Sunil Waman
Prabhu**

Score

2017	2016
73.17%	80.97%

PERCEIVED
PERFORMER

↑11

2016 — #23

Birth Date: 11th July 1969
Birth Place: Not Given
Language: Marathi, Hindi and
English

Education: HSC
Profession: Commission Agent
Constituency: 159
(Area: Dindoshi,
District - Mumbai Suburbs)



SS

He has been elected to MCGM since 1997 as councillor. He was the chairman of Standing Committee of the MCGM in 2004. He was the leader of the house (Shivsena) in MCGM during 2005 to 2011. He is former Mayor of Mumbai from 2012 to 2014. During this period he raised a historical museum depicting struggle of Sanyukta Maharashtra. He was adjudged as 'Best Municipal Councillor' by the Praja Foundation for his outstanding work in MCGM. He was ranked 16th in the list of 500 top reputed persons released by the Foreign Policy Magazine. He is also member of Mumbai Regional Development Authority (MMRDA). He has been involved in various social activities in Mumbai.

QUALITY OF
QUESTIONS

23

2016 — NA

NO. OF
QUESTIONS

23

2016 — NA

PERCEIVED
LEAST CORRUPT

15

2016 — NA

ATTENDANCE

22

2016 — NA

RANK
#19



2016
RANK
NA

PERCEIVED
ACCESSIBILITY

4

2016 — NA

CLEAN CRIMINAL
RECORD

1

2016 — NA

**Trupti Prakash
Sawant**

Score

2017	2016
57.84%	NA

PERCEIVED
PERFORMER

27

2016 — NA

Birth Date: 15th September 1980

Birth Place: Mumbai

Language: Marathi, Hindi and
English

Education: Graduate

Profession: Housewife

Constituency: 176
(Area: Bandra (E),
District - Mumbai Suburbs)



SS

She was elected to Legislative Assembly in April, 2015 through By-Election and hence she was not considered for 2016 ranking.

QUALITY OF
QUESTIONS

↓29

2016 — #17

NO. OF
QUESTIONS

↓28

2016 — #17

PERCEIVED
LEAST CORRUPT

↑17

2016 — #22

ATTENDANCE

#1

2016 — #1

RANK
#31



2016
RANK
#20

PERCEIVED
ACCESSIBILITY

↓32

2016 — #21

CLEAN CRIMINAL
RECORD

↓22

2016 — #20

**Tukaram
Ramkrishna Kate**

Score

2017	2016
44.70%	59.70%

PERCEIVED
PERFORMER

↓30

2016 — #27

Birth Date: 1st June 1958

Birth Place: Borichamal, Raigad
District

Language: Marathi, Hindi and
English

Education: Ninth

Profession: Farmer and
Business

Constituency: 172
(Area: Anushakti Nagar,
District - Mumbai Suburbs)



SS

He has been involved in various social activities. He was the head of Bhartiya Kamagar Sena at Pepsi Company, Deonar, Chembur from 1995 to 1998. He was elected as the municipal councillor from 1997-2007 to MCGM. He headed Works Committee (suburban) in MCGM from 2005 to 2006. He was felicitated with Samaj Ratna award in MCGM along with Swachata Probodhan Award. He was elected to Legislative Assembly in October, 2014.

QUALITY OF
QUESTIONS

↓7

2016 — #3

NO. OF
QUESTIONS

↓7

2016 — #4

PERCEIVED
LEAST CORRUPT

↑18

2016 — #28

ATTENDANCE

#1

2016 — #1

RANK
#7



2016
RANK
#3

PERCEIVED
ACCESSIBILITY

↓20

2016 — #5

CLEAN CRIMINAL
RECORD

#1

2016 — #1

**Varsha Eknath
Gaikwad**

Score

2017	2016
72.28%	79.40%

PERCEIVED
PERFORMER

↓29

2016 — #24

Birth Date: 3rd February 1975
Birth Place: Mumbai
Language: Marathi, Hindi and
English

Education: Bachelor of
Education (B.Ed)
Profession: Social Worker
Constituency: 178
(Area: (SC) - Dharavi,
District - Mumbai City)



INC

She was the member of Maharashtra Pradesh Congress working committee between 2004-2009. She got elected to Maharashtra Legislative Assembly from 2004-2009 & 2009-2014. She was member and Head of Women's rights and Welfare Committee between 2008-09 and 2009 onwards she became Minister of State for Medical Education, Higher and Technical Education, Tourism and Special Assistance Department. She has won 'Commendable Legislator' award from Maharashtra branch of Commonwealth Parliamentary Union for the year 2006-07 and she participated in the delegation appointed for monitoring the election of the U.S. President. She was Minister of Women and Child Welfare Department during 2010 to 2014. She was re-elected to state legislative assembly in October, 2014.

QUALITY OF
QUESTIONS

↑27

2016 — #28

NO. OF
QUESTIONS

↓27

2016 — #26

PERCEIVED
LEAST CORRUPT

↓32

2016 — #13

ATTENDANCE

↑22

2016 — #28

RANK
#27



2016
RANK
#25

PERCEIVED
ACCESSIBILITY

↑26

2016 — #30

CLEAN CRIMINAL
RECORD

#1

2016 — #1

Waris Yusuf
Pathan

Score

2017	2016
51.24%	57.71%

PERCEIVED
PERFORMER

↓25

2016 — #8

Birth Date: 29th November 1966

Birth Place: Not Given

Language: Hindi, English and
Gujarati

Education: L.L.B

Profession: Advocate

Constituency: 184
(Area: Byculla,
District - Mumbai City)

AIMIM

A Lawyer by profession, he has keen interest in reading and social work.

QUALITY OF
QUESTIONS

↓11

2016 — #4

NO. OF
QUESTIONS

↓11

2016 — #5

PERCEIVED
LEAST CORRUPT

↓28

2016 — #27

ATTENDANCE

#1

2016 — #1

RANK
#8



2016
RANK
#4

PERCEIVED
ACCESSIBILITY

↑12

2016 — #24

CLEAN CRIMINAL
RECORD

#1

2016 — #1

Yogesh Sagar

Score

2017	2016
70.20%	78.35%

PERCEIVED
PERFORMER

↑5

2016 — #14

Birth Date: 4th October 1962

Birth Place: Malad, Suburbs
Mumbai

Language: Marathi, Hindi,
English and Gujarati

Education: F.Y.J.C.

Profession: Business

Constituency: 161
(Area: Charkop,
District - Mumbai Suburbs)



BJP

He has been Municipal Councillor from 2000-2012. He is also the district President of North Mumbai BJP. In the year 2003 he was awarded the Mayor Award under MCGM cleanliness work. He was elected to Maharashtra Legislative Assembly in October 2009. He has funded and worked for Shanti Sandesh Foundation and Mahila Microfinance Credit Society. He was adjourned as best elected representative by Praja Foundation for three consecutive years from 2011 to 2012, 2012 to 2013 and 2013 to 2014. He was re-elected to the Legislative Assembly in October, 2014.

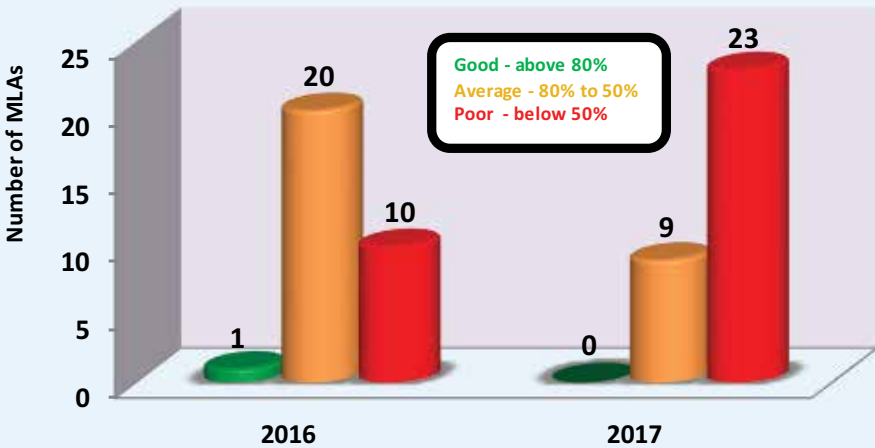
COMPARISON OF MLA PERFORMANCE

Note: Number of MLAs who were ranked in 2016 are 31, in 2017 are 32.

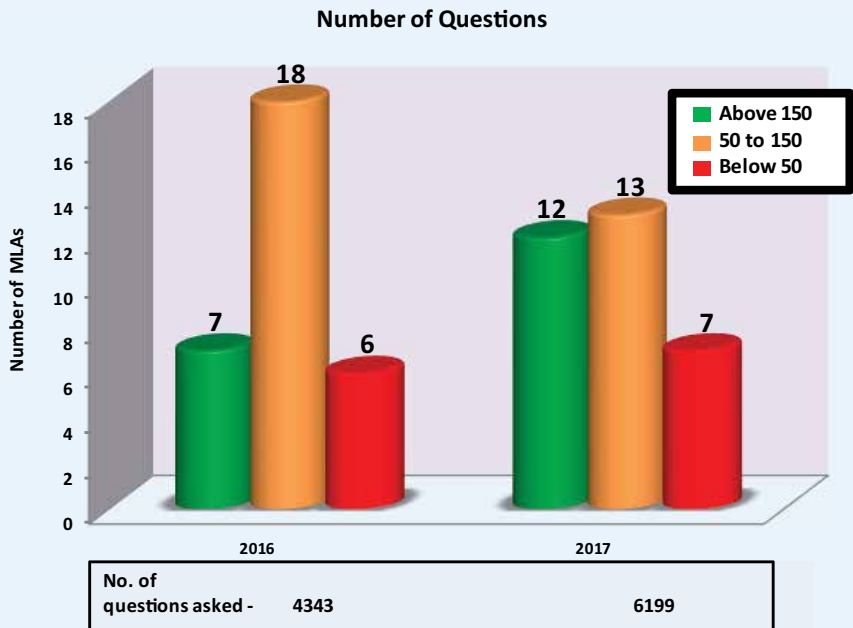
Attendance



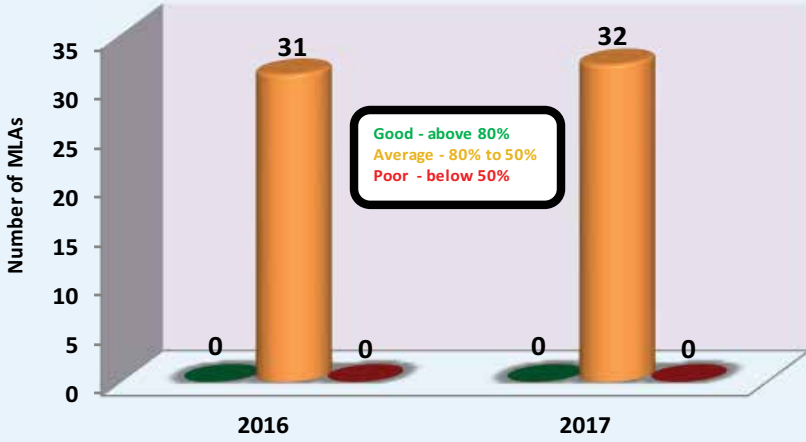
Quality of Questions



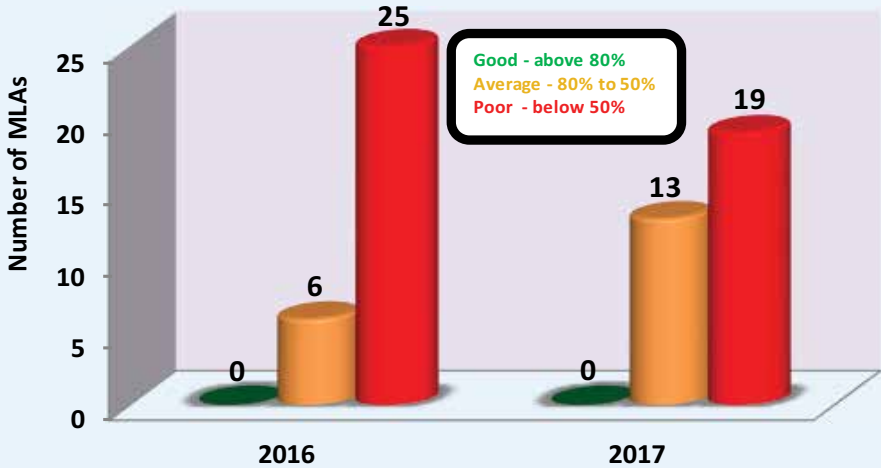
Note: This year, we have changed the methodology for assigning weightages for questions. We have combined the weightages given for the importance of the issue with its classification under the seventh schedule of the constitution.



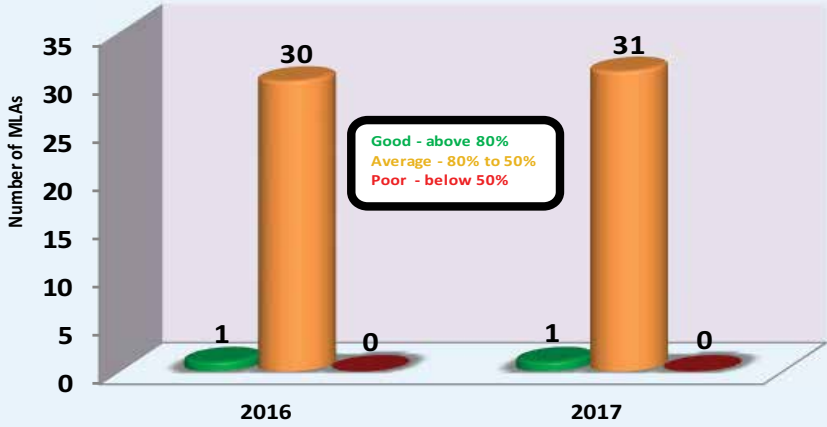
Perceived Performer



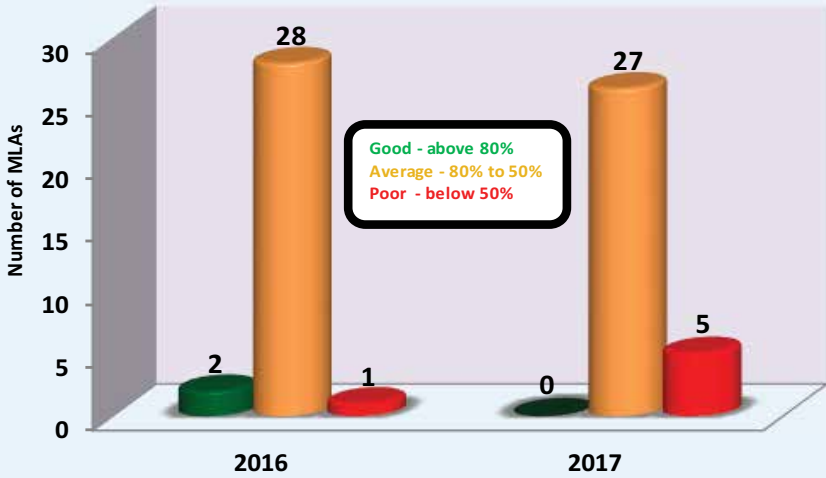
Perceived Accessibility



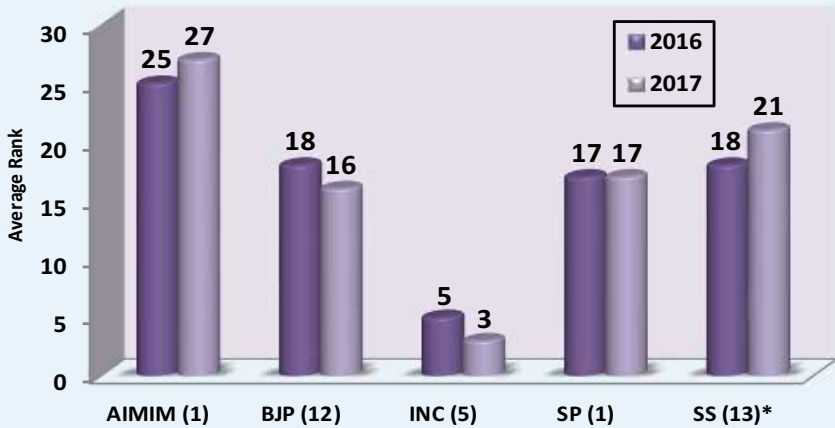
Perceived Least Corrupt



Overall

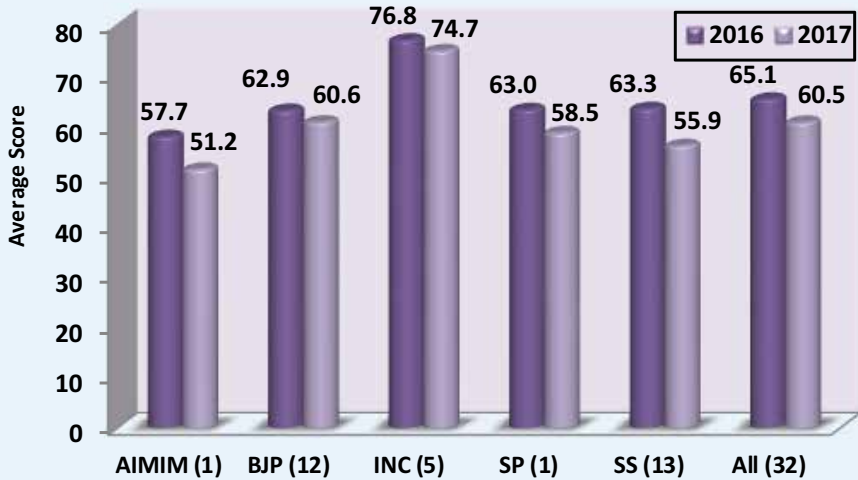


Party-wise Average Rank

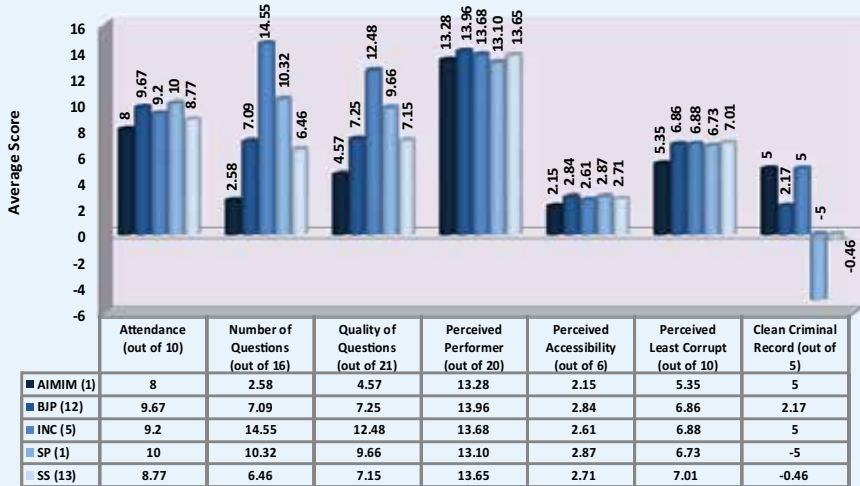


Note: (*) While we evaluated the performance of 12 Shiv Sena MLAs in 2016, but this year we evaluated the performance of 13 Shiv Sena MLAs, because one MLA was newly elected in April 2015.

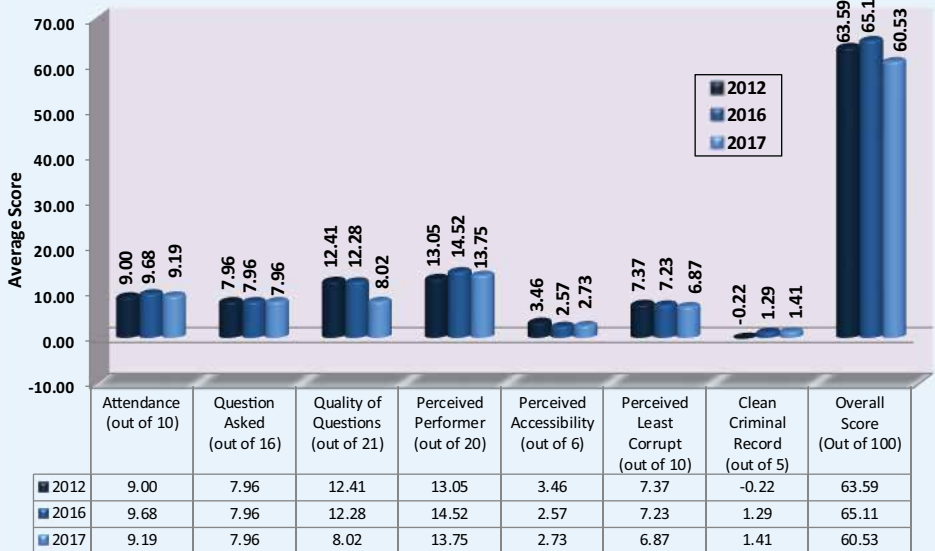
Party-wise Average Score



Party-wise Average Score for Different Parameters in 2017



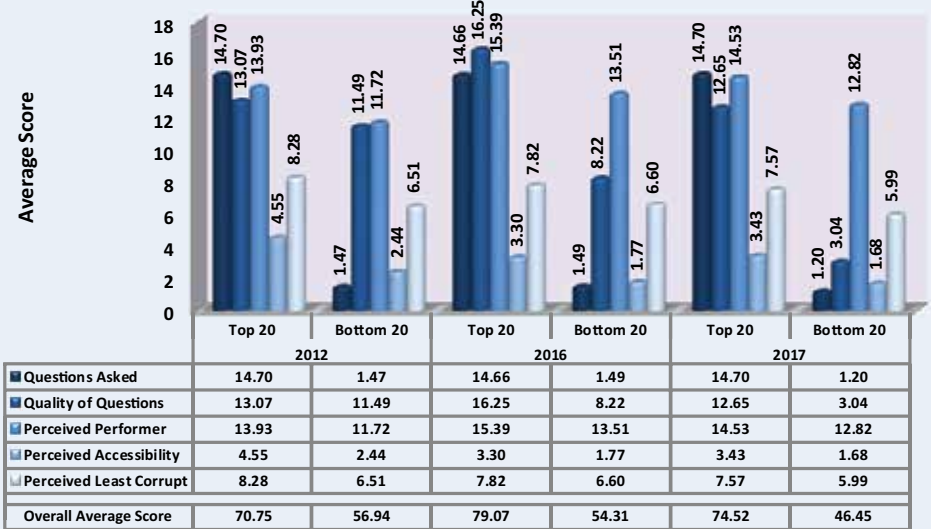
Average Score for Different Parameters



No. of questions asked	2012:11049	2016:4343	2017:6199
------------------------	------------	-----------	-----------

Note: Scores for the corresponding year (2012) in the last term have been given for comparison with the current year (2017).

Top and Bottom 20 Percentile Average Scores



Note: Scores for the corresponding year (2012) in the last term have been given for comparison with the current year (2017).

REASONS FOR MAJOR SHIFTS IN RANKS FROM YEAR 2016 TO 2017

Sr. No.	Party	MLAs Name	2016		2017		Reasons
			Score	Rank	Score	Rank	
1	SP	Abu Asim Azmi	63.04	17	58.46	17	
2	SS	Ajay Vinayak Choudhari	68.80	10	59.15	16	Quality of questions; Attendance
3	BJP	Ameet Bhaskar Satam	59.27	21	62.52	13	Questions asked
4	INC	Amin Amir Ali Patel	84.33	1	78.25	1	
5	BJP	Ashish Babaji Shelar	67.40	12	68.56	10	
6	SS	Ashok Dharmaraj Patil	60.85	18	46.50	29	Attendance; Questions asked; Quality of questions
7	INC	Aslam Ramazan Ali Shaikh	75.76	5	74.12	3	
8	BJP	Atul Bhatkalkar	67.98	11	72.79	6	Questions asked; Perceived Accessibility
9	BJP	Bharati Hemant Lavekar	60.14	19	53.91	23	Questions asked; Quality of questions; Perceived Performance
10	INC	Kalidas Nilkanth Kolambkar	72.54	7	74.93	2	Attendance; Questions asked; Perceived Accessibility
11	BJP	Mangal Prabhat Lodha	67.13	13	58.20	18	Attendance; Questions asked; Quality of questions
12	SS	Mangesh Anant Kudalkar	53.96	30	55.83	22	Perceived Accessibility; Criminal charges dropped
13	BJP	Manisha Ashok Chaudhary	65.71	16	68.32	11	Questions asked; Perceived Accessibility
14	INC	Md. Arif (Naseem) Lalan Khan	72.13	8	73.87	4	Attendance; Questions asked
15	BJP	Parag Madhusudan Alavani	54.51	28	57.54	20	Questions asked; Perceived Accessibility
16	SS	Prakash Rajaram Surve	56.25	27	52.63	24	
17	SS	Prakash Vaikunt Phaterpekar	65.88	15	56.94	21	Questions asked; Quality of questions; Overall Perception
18	BJP	Raj Purohit	58.60	22	60.79	14	Questions asked; Perceived Accessibility
19	BJP	Ramchandra Shivaji Kadam	49.55	31	41.96	32	
20	SS	Ramesh Kondiram Latke	54.39	29	48.11	28	
21	SS	Sadanand Shankar Sarvankar	66.38	14	51.41	26	Attendance; Questions asked; Quality of questions
22	SS	Sanjay Govind Potnis	58.37	23	51.65	25	
23	BJP	Sardar Tara Singh	68.81	9	65.84	12	
24	BJP	Selvan R. Tamil	57.21	26	46.18	30	Quality of questions
25	SS	Sunil Govind Shinde	75.63	6	69.26	9	
26	SS	Sunil Rajaram Raut	57.77	24	59.81	15	Questions asked; Overall Perception
27	SS	Sunil Waman Prabhu	80.97	2	73.17	5	
28	SS	Trupti Prakash Sawant*			57.84	19	
29	SS	Tukaram Ramkrishna Kate	59.70	20	44.70	31	Questions asked; Quality of questions; Overall Perception
30	INC	Varsha Eknath Gaikwad	79.40	3	72.28	7	Questions asked; Quality of questions; Perceived Performance
31	AIMIM	Waris Yusuf Pathan	57.71	25	51.24	27	
32	BJP	Yogesh Sagar	78.35	4	70.20	8	Questions asked; Quality of questions

Note: (*)She was elected to legislative Assembly in April, 2015 through by-election and hence she was not considered for 2016 ranking.

THE METHODOLOGY

1. The Matrix – Scale of Ranking

The Matrix for measuring the functioning of the MLAs has been designed by Praja with inputs from reputed people with sectoral knowledge in governance, political science, market research, media.

In order to design the research and get the desired output, it was important to answer the following two questions:

- a. On what parameters should the performance of MLAs be evaluated?
- b. How should the research be designed in order to represent areas of each MLA and meet the right people?

For the first question; The Indian Democracy functions on rules and strictures laid down in The Constitution of India adopted on 26th November, 1949. The Constitution has been amended on numerous occasions and various acts have been passed and adopted by subsequent assemblies to strengthen the functioning of centre, state and local self government institutions. All these acts/legislations with their base in the Constitution give our elected representatives needed powers for functioning; have built the needed checks and balances; and serve as the source of the terms of reference for the elected representatives on all aspects of their conduct as the people's representatives. Hence the first parameter for evaluating the performance of MLAs is based solely in the mechanisms and instruments and duties and responsibilities as led in The Constitution of India.

However; The Constitution itself derives its power from the free will of its citizens as also the document itself states that it has been adopted, enacted and given to themselves by the people. Hence the perceptions of the people who are represented by the elected representatives are the other important, necessary parameter for evaluating the performance of the elected representatives (the MLAs). Thus, to answer the second question it is necessary to study people's perceptions of the MLAs performance, in their respective constituencies.

The next few pages will elaborate the study design and details of the study conducted to judge the performance of MLAs in Mumbai; but before we get into details, it is important to understand the sources of data and its broad usage in the ranking matrix.

The following information was required to judge the performance of each MLA in the city:

1. Some of the tangible parameters like an elected MLAs' attendance in the assembly, the number of questions (issues) she/he has raised in the house, importance of those questions, and utilisation of funds allotted to her/him.
2. Some parameters on her/his background such as educational qualification, income tax records & criminal record (if any).
3. Some soft parameters like the perception/impression of the people in her/his constituency, awareness about them, satisfaction with their work and improvement in the quality of life because of the MLA.

Once the areas of evaluation were finalised, it was important to decide upon the methodology which would best provide the required information. Information mentioned in points 1 & 2 above was gathered from RTI & by means of secondary research. MLA Scores have been derived out of maximum 100 marks with 60% weightage given to tangible facts about the MLA. For the Information on the 3rd point a primary survey was conducted amongst the citizens in each constituency to evaluate the perceived performance of the MLA. 40% weightage was given to perceived performance of MLAs in the minds of common man.

The data used for points 1 and 2 has been collected from government sources:

- a. Election Commission of India's Website.
- b. Under Right to Information Act from Vidhan Bhavan.
- c. Under Right to Information Act from City and Suburban Collector Offices.
- d. Under Right to Information Act from Mumbai Police.

People's perception as per point 3 has been mapped through an opinion poll of 20,317 people across the city of Mumbai by Hansa Market Research conducted through a structured questionnaire.

It is very important to understand here that the matrix is objectively designed and provides no importance to the political party of the representative or to any personal/political ideology.

Criminalisation of politics in the country has been growing since independence and is a phenomenon which if not checked now can destroy the democratic foundations of our nation. Hence personal criminal record related parameters pertaining to the elected representative are taken into consideration such as: their FIR cases registered against them as stated in the election affidavit; new FIR cases registered against them after being elected in the current term; and important pending charge sheets.

Scale of Ranking			
Sr. No.	Indicator	Max	Comments
1 Present			
A	Sessions Attended (*)	10	Based on percentage of attendance. 1) 100% to 91%-10; 2) 90% to 76% - 8; 3) 75% to 61% -6; 4) 60% to 51% - 4; and 5) below 50% - 0.
B	Number of Questions Asked	16	Against Group Percentage Rank. 16 being the top most percentile and so on to the lowest.
C	Importance of Questions Asked (Quality of Questions)	21	Issues are given certain weightages depending on the importance of the issue as per the seventh schedule of the Constitution of India. Further weighted by the score for number of questions asked.
D	Total Local Area Development Funds Utilised during (April. 2016 to March 2017)	5	Calculation for the current financial year is done for the sanctioned fund of Rs. 2 crores approved till March 2017. (1) 100% (or more) to 91%- 5; (2) 90% to 76% - 4; (3) 75% to 61% - 3; (4) 60% to 51% - 2; and (5) below 50% - 0.
Total		52	
2 Past			
A	Education Qualification	1	A minimum of 10th Pass - 1; if not - 0
B	Income Tax	2	(1) Possessing PAN Card - 1 (2) Disclosing Income in Affidavit - 1
C	Criminal Record	5	If the candidate has zero cases registered against her/him, then 5; else as below: (1) Criminal Cases Registered containing the following charges: Murder, Rape, Molestation, Riot, Extortion - 0 (2) Other criminal cases than the above mentioned - 3
Total		8	
3 Perception		Based on a opinion poll of 20,317 people spread across different constituencies in the city of Mumbai	
A	Perception of Public Services	20	Score on Public Services
B	Awareness & Accessibility	6	Score on Awareness amongst people about their representative, their political party and ease of access to the representative
C	Corruption Index	10	Score on perceived personal corruption of the representative
D	Broad Measures	4	Score on overall satisfaction and improvement in quality of life
Total		40	

Scale of Ranking

Sr. No.	Indicator	Max	Comments
4	Negative marking for new criminal cases registered during the year	-5	For any new FIR registered during the year.
5	Negative marking for Charge sheet	-5	For any Charge sheet in a criminal case.
6	Negative marking for no annual pro-active disclosures by the elected representatives of Assets and Liabilities and Criminal record	-5	This can be done on own website, newspaper, Praja Website or any other source which should be announced publicly. Also marks would be cut for wrong disclosures in the above mentioned forums. (**)
Total		100	

(*) Sessions taken into account for this report card are Winter 2015, Budget 2016 and Monsoon 2016.

(**) This negative parameter on proactive disclosures has not been applied. But as one of the primary purpose of the Report Card is to promote transparency amongst elected representatives, it is imperative that they proactively provide personal information on their personal annual economic status and to emphasise their probity in public life, they should share every year their updated criminal record.

2. Parameters for Past Records as per Affidavit

Parameters for Past Records are based on information in election affidavit that includes educational, criminal and financial records of MLAs. Total eight Marks out of Maximum 100 marks are allocated for this parameter.

a. Education

If the elected representative has declared in his affidavit, education qualification as 10th pass or more than that then on the scale one mark is allocated, else zero marks are given.

As a developing 21st century country, basic modern education is an important criterion for human development. Even at lowest clerical jobs in the government, the government insists on a minimum educational level. Going by the same logic and the times, it is prudent that a similar yardstick be applied to our elected representatives. However, we also believe that the educational parameter should be given a minimal weightage in the overall scheme vis-a-vis other parameters, that are more crucial for judging performance of the elected representatives.

b. Income Tax

It is widely published and believed in India that annual income levels and wealth of those who are elected sees a manifold increase in the few years when they represent. On this parameter, marks are allocated only for declaring returns (one mark) and for possessing a PAN card (one mark), as per the affidavit.

c. Criminal Record

Criminalisation of politics is a sad reality. A significant number of elected representatives have a criminal record i.e. 1) they have FIRs registered against them; 2) charge sheets filled; and 3) even convictions given by the courts of law.

There is no excuse for not having moral probity in public life. It is the right of the citizens to have people representing them with no criminal records. Hence the scheme of ranking has taken into account marks for people with clean records:

- i. Those with absolutely no criminal FIRs registered are given five marks.
- ii. Those with FIRs registered against, with cases containing the following charges: murder, rape, molestation, riot and extortion are given zero marks.
- iii. Those with other FIRs registered against, other than those mentioned in No. ii above, are given three marks.

We have negative markings as explained in No. 5 ahead for other parameters related to crime records like charge sheet.

Kindly note that allocating scoring for each individual case would have been complex, instead scoring for cases after them being categorised as above seemed more logical and hence number of individual cases are not that important but the category of case needed for the scoring.

3. Parameters for Present Performance in the State Legislature

In an indirect, representative democracy like India's, citizens elect their representatives so that these representatives can represent them in the houses of legislation and deliberate on issues related to the citizens and form needed legislations under the guidelines of and using the mechanisms of the Constitution. Thus it is very clear that the weightages in the performance scale have to be more biased to these functions of the elected representatives i.e. of **Deliberation**.

a. Session Attendance

The mandate given by citizens to the representatives is to attend the business of the respective legislative houses. It is hence prudent that the representatives attend 100% or near to 100% sessions of their respective houses. Hence the marking as follows based on percentage of attendance: (1) 100% to 91% - 10 marks; (2) 90% to 76% - eight marks; (3) 75% to 61% - six marks; (4) 60% to 51% - four marks; and (5) below 50% - zero marks.

b. Number of Questions Asked

There cannot be really a set benchmark for the right number of questions or issues that have to be asked by a representative. However given the range and complexity of issues that our country is facing, it is necessary for the

representative to raise as many issues as they can, which are necessary for the citizens. Hence to stimulate the representatives to ask maximum number of questions the scale uses the percentile system for scoring.

Devices used for asking 'Questions' that have been considered in the marking:

- **Starred Question**
- **Calling attention to matters of urgent public importance**
- **Half an hour discussion**
- **Motion of adjournment for purpose of debates**
- **Non Officials Bills (Private Member Bill)**
- **Resolutions/Non-Official Resolutions**

The marking for this section is out of a maximum 16 marks that the representative can get for being the person with the maximum number of questions asked. The marking here is done against Group Percentage Rank: 16 being the top most percentile and so on to the lowest.

c. Importance of Questions Asked (Quality of Questions)

It is not just the number of questions that are asked but also the quality of questions that are asked. The system for weightages here is designed as below:

Step 1:

Issues are given certain weightages depending on the importance of the issue being prime functions of the State Legislature or of the Municipal bodies or the Centre as per the seventh schedule of the constitution of India. As explained ahead in weightages to issues raised in the questions.

Weightage to Issues raised in the questions			
Classification	Issues	Weightages	Total
Social Infrastructure	Civic (civic amenities such as roads, sewage, etc.)	5	33
	Community Welfare	5	
	Crime	8	
	Education	5	
	Health	5	
	Social cultural concerns	5	
Physical Infrastructure	Energy	7	20
	Transport	5	
	Forest/Environment	8	
Economic Infrastructure	Financial Institutions	3	9
	Industries	6	
	Revenue	7	
Governance/Policy Making	Corruption & Scams	7	20
	Schemes / Policies	6	
	Irrigation	7	
Agriculture/ Food Infrastructure	Agriculture	6	18
	Animal Husbandry	5	

Step 2:

Questions asked are categorised into:

Formula representation of the calculation done to determine importance of the question asked by categorisation in seventh schedule

I - Issue; Q - Question; T - Total; C - Category; M - Marks as per categorisation

$$(I1 * Q1)+(I1 * Q1)+.....(Inth * Qnth) = T1; \quad (I2 * Q2)+(I2 * Q2)+.....(Inth * Qnth) = T2$$

$$(I3 * Q3)+(I3 * Q3)+.....(Inth * Qnth) = T3;$$

$$T1+T2+T3 = Tx;$$

$$Tx / TQ = M$$

The score in step 2 (M) is further weighted by score for Number of Question Asked (Point C).

Illustration for marking Importance of Questions Asked

If a MLA has asked a total of 5 questions: 1 related to civic, 3 question related to crime and 1 related to financial institutions; then the marking will be as below:

	Weightages	No. of questions asked	Calculation of Quality of questions
Civic	5	1	5*1=5
Crime	8	3	8*3=24
Fin. Ins.	3	1	3*1=3
Total		5	32

$$32/5 = 6.4 \text{ (Hence 'M' is 6.4)}$$

Assuming the score for number of questions asked is 4 out of 16.

∴ (((((6.4/21)×100)+((4/16)×100))/2)×21)/100=6.4 out of maximum 21. So the MLA gets 6.4 Marks.

d. Total Local Area Development Funds Utilised during April 2016 to March 2017

MLAs get a Local Area Development Fund during their tenure. This fund they can spend as per their discretion on certain specified development work in their constituencies. It is necessary that the funds are utilised in a planned phased manner to achieve optimal results. And this can only happen if the representative has a appropriate plan right from the start of their term and that they do not spend the fund in an adhoc manner and that not entirely towards the end of their terms without focus on the needs of their constituency.

Hence the calculation for the current financial year is done for the sanctioned fund of Rs. 2 crore approved till March 2017. (1) 100% (or more) to 91%- 5; (2) 90% to 76% - 4; (3) 75% to 61% - 3; (4) 60% to 51% - 2; and(5) below 50% - 0.

4. Parameters for People's Perception as per Opinion Poll

Since perceived performance was given a weightage of 40 points, we divided it further in to 4 broad areas in order to evaluate the performance in detail. All these four areas were given differential weightage based to the importance in defining the MLAs performance. The weightages were divided in the following scheme:

- Perception of Public Services (impression of the people about the facilities in the area) was given a weightage of **20 points**,
- Awareness & Accessibility of the MLA was given a weightage of **6 points**,
- Corruption index was given a weightage of **10 points** and
- Broad overall measures were given a weightage of **4 points**

The rationale for giving the above scoring points was to give more importance to the key issues like facilities in the area & corruption as compared to MLA being aware and accessible or overall feel of the people being positive. This is because we believe that scoring positively overall or being popular is actually a function of your work in different areas. Hence, these areas should be given more importance than the overall satisfaction. Moreover a blanket overall performance for an individual may be good but when interrogated deeply about different traits the positives and negatives can be clearly pointed.

The next step after assigning weightages to four broad areas was to make sure that facilities which come under the state jurisdiction get more importance than the ones which come under the central government's jurisdiction or the local self government's jurisdiction. Hence the weightage for Perception of Public Services was further divided into a hierarchy of 4 levels to meet the desired objective. Level 1 included facilities which are more critical to state government whereas Level 4 included facilities that are more critical to central government or the local self government.

- Level 1 – This level included areas like Power supply, Law & Order situation & Instances of crime. It was given a weightage of **8 points**.
- Level 2 – This level included areas like Pollution problems. It was given a weightage of **5 points**.
- Level 3 – This level included areas like Hospitals & other Medical facilities & Appropriate Schools & Colleges. It was given a weightage of **4 points**.
- Level 4 – This level included rest of the areas like Condition of Roads, Traffic Jams & Congestion, Availability of public gardens, Availability/Adequacy of public transport facilities, Water Supply, Water logging problems, Cleanliness & Sanitation facilities & Availability of footpaths & Pedestrian walking areas. It was given a weightage of **3 points**.

Research Design:

- A Member of Legislative Assembly, or MLA, is a representative elected by the voters of an electoral district to the Legislature of a State in the Indian system of Government. An electoral district (also known as a constituency) is a distinct territorial subdivision for holding a separate election for a seat in a legislative body.
- Winner of this seat in the constituency is termed as an MLA and has the power to manage the functioning of the constituency.
- In Mumbai, each constituency has further been divided into administrative wards and a municipal Councillor is elected to oversee the functioning of each ward. Hence, there is a clear delegation of responsibilities at the ground level.
- Since, our study focused on evaluating the performance of MLAs it was necessary to cover and represent all the assembly constituencies to which each of these MLAs belonged.
- Hence, we decided to cover a sample from each constituency. However, it is also known that constituencies differ in size as calculated in terms of area coverage and population. The number of the wards within each assembly constituency also differs.
- The total sample for the study covered for 36 MLA Assembly constituency = 20,317 respondents.
- Next step was to define the target group for the study. We finalised on covering within each ward:
 - Both Males & Females
 - 18 years and above (eligible to vote)
- Once the target group was defined, quotas for representing gender and age groups were set.
- The quotas were set on the basis of age and gender split available through Indian Readership Study, a large scale baseline study conducted nationally by Media Research Users Council (MRUC) & Hansa Research group for Mumbai Region.
- The required information was collected through face to face household interviews with the help of structured questionnaire.
- In order to meet the respondent, following sampling process was followed:
 - 2 – 3 prominent areas in the ward were identified and the sample was divided amongst them.
 - Respondents were intercepted in households in these areas and the required information was obtained from them.

- Sample composition of age & gender was corrected to match the universe profile using the baseline data from IRS. (Refer to Weighting paragraph on the next pages)
- The final sample spread achieved for each assembly constituency is as follows:

Parameters of Evaluation:

While deciding the parameters of evaluation for a MLA, we wanted to make sure that we covered issues at both the state & central level and hence decided to capture the information on four important aspects. These were as follows:

- Impression of the people about different facilities in his/her area
 - ▣ Condition of Roads
 - ▣ Traffic jams & Congestion of roads
 - ▣ Availability of public gardens/open playgrounds
 - ▣ Availability/Adequacy of public transport facilities like Auto, Taxis, Buses & Local Trains
 - ▣ Hospitals and other medical facilities
 - ▣ Appropriate schools and colleges
 - ▣ Power Supply
 - ▣ Water Supply
 - ▣ Water Logging during rainy season
 - ▣ Pollution problems
 - ▣ Instances of Crime
 - ▣ Law & Order situation
 - ▣ Cleanliness & Sanitation facilities
 - ▣ Availability of footpaths & Pedestrian walking areas
- Awareness & Accessibility of the MLA
- Perception of corruption for MLA
- Broad overall measures like overall satisfaction with MLA & improvement in quality of life because of MLA.

SAMPLE SIZE: BY ASSEMBLY CONSTITUENCY


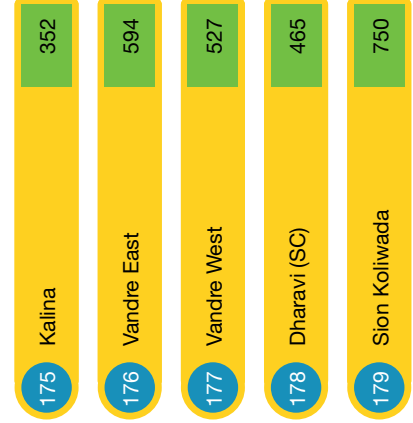
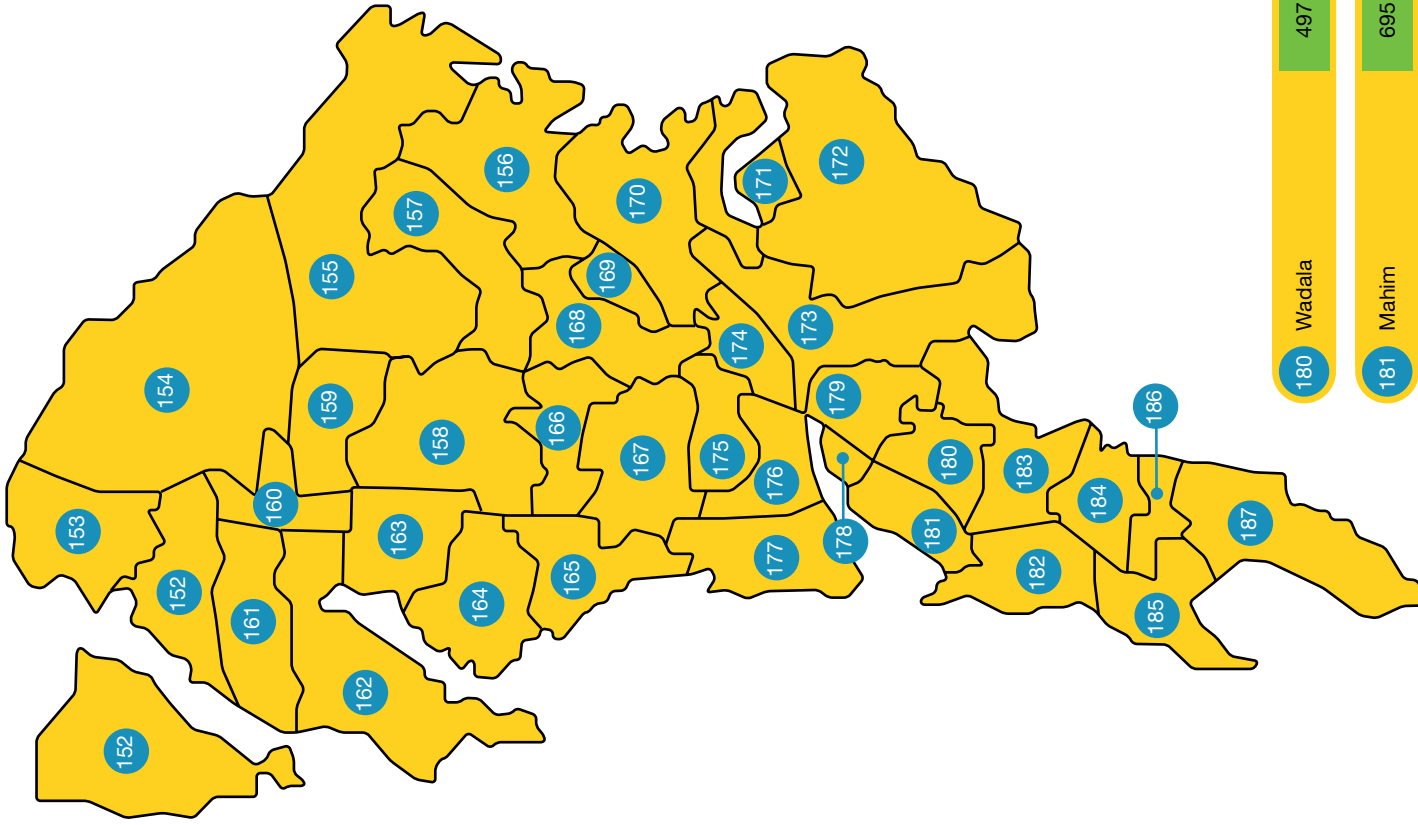
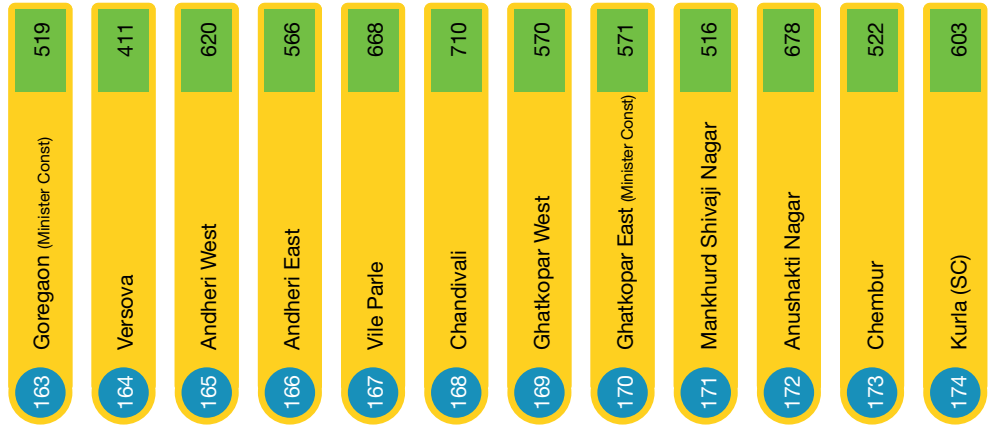


Illustration of Scorecard for an MLA:

Below is an illustration of scorecard for a MLA which will help us to understand the scoring pattern:

Parameter Scores

Sr. No.	Parameters	Broad groupings	Scores	Maximum Score
1	Recall for party name to which the MLA belongs	Awareness & Accessibility	77	100
2	Recall for Name of the MLA	Awareness & Accessibility	77	100
3	Accessibility of the MLA	Awareness & Accessibility	69	100
4	Satisfaction with the MLA	Broad overall measures	59	100
5	Improvement in Lifestyle	Broad overall measures	69	100
6	Corruption	Corruption Index	72	100
7	Power Supply	Impression of people - Level 1	67	100
8	Instances of Crime	Impression of people - Level 1	57	100
9	Law & Order situation	Impression of people - Level 1	61	100
10	Pollution problems	Impression of people - Level 2	56	100
11	Hospitals and other medical facilities	Impression of people - Level 3	67	100
12	Appropriate schools and colleges	Impression of people - Level 3	68	100
13	Condition of Roads	Impression of people - Level 4	58	100
14	Traffic jams & Congestion of roads	Impression of people - Level 4	57	100
15	Availability of public gardens/ open playgrounds	Impression of people - Level 4	62	100
16	Availability/Adequacy of public transport facilities like Auto, Taxis, Buses & Local Trains	Impression of people - Level 4	59	100
17	Water Supply	Impression of people - Level 4	62	100
18	Water Logging during rainy season	Impression of people - Level 4	56	100
19	Cleanliness & Sanitation facilities	Impression of people - Level 4	59	100
20	Availability of footpaths & Pedestrian walking areas	Impression of people - Level 4	61	100

Scores of Netted Variables

Sr. No.	Netted Variables	Weightage Assigned	Scores	Maximum Score
1	Awareness & Accessibility	6	74	100
2	Broad overall measures	4	64	100
3	Corruption Index	10	72	100
4	Impression of people - Level 1	8	61	100
5	Impression of people - Level 2	5	58	100
6	Impression of people - Level 3	4	68	100
7	Impression of people - Level 4	3	59	100

Weighted Final Scores

Perceived performance score of the MLA =

$$((6*74)+(4*64)+(10*72)+(8*61)+(5*58)+(4*68)+(3*59))/100 = \mathbf{26.5 \text{ out of } 40}$$

This score was further added with the performance on hard parameters and a composite score for each MLA was derived.

Weighting the data:

When conducting a survey, it is common to compare the figures obtained in a sample with universe or population values. These values may come from the same survey from a different time period or from other sources.

In this case, we compared the age & gender compositions achieved in our survey with the similar compositions in IRS study (Indian Readership Survey). In the process, minor deviations for demographics were corrected.

Hence, weighting not only helped us to remove the demographic skews from our sample data but also ensured that the representation of demography was correct.

5. Parameters for Negative Marking

Negative marking for new FIR cases registered

If there has been a new FIR registered against the elected representative after his election then this happens to be a matter of concern; and hence out of the marks earned by the representative, five marks would be deducted.

Do note that in the process of allocating marks does not take into account number of new criminal FIR cases, but simply takes into account even a single occurrence for allocating marks based on the severity of the crime.

Negative marking for Charge Sheet registered

A charge sheet signifies prima facie evidence in the case. This is again a serious concern for moral probity of the representative. Hence out of the marks earned by the representative, five marks would be deducted.


Do note that in the process of allocating marks does not take into account number of criminal charge sheets, but simply takes into account even a single occurrence for allocating marks based on the severity of the crime.

Negative marking for no annual pro-active disclosures by the elected representatives of Assets and Liabilities and Criminal record

As per the election commission norms the candidate standing for elections have to file an affidavit detailing amongst other things, their own asset and liabilities and criminal records. The candidate who gets elected later, does not share this information with his constituency or the election commission until and unless he/she stands for re-election or for a new election on different seat or post. However given the need of the time, we feel that it is necessary that the elected representatives proactively make their assets and liabilities (income status) and criminal records available to their constituencies at the end of every financial year when they are representing. This can be done through Newspapers or other Public Medias or through their own Websites or through Praja Website. This will bring larger transparency.

THE FOUR LION TORCH

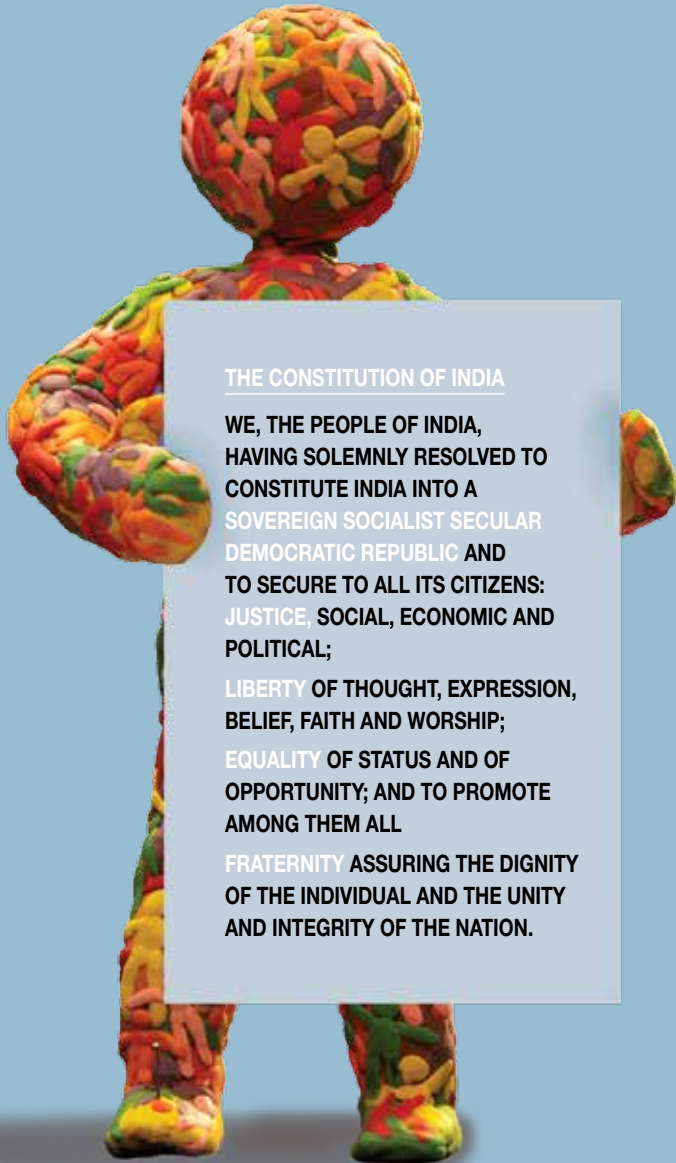
The four lions of the Ashoka Pillar, symbolizing power, courage, pride and confidence are the ethos behind the Indian Republic as embedded in our Constitution. We salute the top 3 ranking MLAs of Mumbai as torch bearers of this idea. They have topped the list by on an objective ranking system as explained earlier in this report card, performing more efficiently relative to their peers. Jai Hind.



Trophy 1 – The Best Elected Representative as per Praja Matrix of Ranking Performance of MLAs.

Trophy 2 – The Second Best Elected Representative as per Praja Matrix of Ranking Performance of MLAs.

Trophy 3 – The Third Best Elected Representative as per Praja Matrix of Ranking Performance of MLAs.



THE CONSTITUTION OF INDIA

**WE, THE PEOPLE OF INDIA,
HAVING SOLEMNLY RESOLVED TO
CONSTITUTE INDIA INTO A
SOVEREIGN SOCIALIST SECULAR
DEMOCRATIC REPUBLIC AND
TO SECURE TO ALL ITS CITIZENS:
JUSTICE, SOCIAL, ECONOMIC AND
POLITICAL;**

**LIBERTY OF THOUGHT, EXPRESSION,
BELIEF, FAITH AND WORSHIP;**

**EQUALITY OF STATUS AND OF
OPPORTUNITY; AND TO PROMOTE
AMONG THEM ALL**

**FRATERNITY ASSURING THE DIGNITY
OF THE INDIVIDUAL AND THE UNITY
AND INTEGRITY OF THE NATION.**